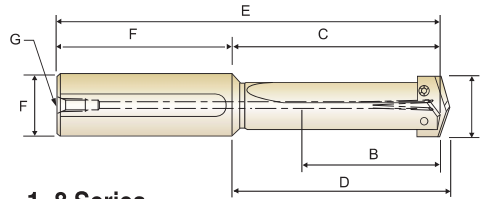


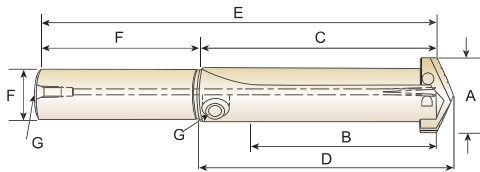
**STRAIGHT SHANK HOLDER, STRAIGHT FLUTE**



Y~0.5 Series



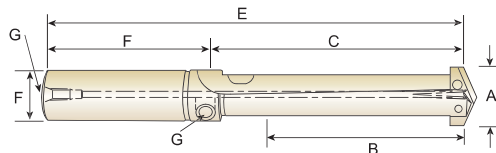
1~8 Series



**SHORT LENGTH**

Unit : Inch

Series	EDP No.	Drill Insert Range A	Max. Drill Depth B	Flute Length C	Ref. Length D	Overall Length E	Shank		Pipe Tap G
							Dia. F	Length F	
Y	P13Y01	3/8 – 27/64	1-1/4	2-1/32	2-1/8	4-13/32	3/4	2-3/8	1/8
Z	P13Z01	7/16 – 1/2	1-1/4	2-1/32	2-1/8	4-13/32	3/4	2-3/8	1/8
O	P13001	33/64 – 11/16	1-3/8	2-3/16	2-19/64	4-9/16	3/4	2-3/8	1/8
0.5	P13051	39/64 – 11/16	1-3/8	2-3/16	2-19/64	4-9/16	3/4	2-3/8	1/8
1	P13101	45/64 – 15/16	2-5/8	3-7/8	4-1/64	6-7/8	3/4	3	1/8
	P13102	45/64 – 15/16	2-5/8	3-7/8	4-1/64	6-7/8	1	3	1/8
1.5	P13151	55/64 – 15/16	2-5/8	3-7/8	4-1/64	6-7/8	3/4	3	1/8
	P13152	55/64 – 15/16	2-5/8	3-7/8	4-1/64	6-7/8	1	3	1/8
2	P13202	31/32 – 1-3/8	3-3/8	4-1/2	4-41/64	8	1	3-1/2	1/8
	P13203	31/32 – 1-3/8	3-3/8	4-1/2	4-41/64	8	1-1/4	3-1/2	1/8
2.5	P13252	1-3/16 – 1-3/8	3-3/8	4-1/2	4-41/64	8	1	3-1/2	1/8
	P13253	1-3/16 – 1-3/8	3-3/8	4-1/2	4-41/64	8	1-1/4	3-1/2	1/8
3	P13303	1-13/32 – 1-7/8	4-3/4	6	6-3/16	10	1-1/4	4	1/4
	P13304	1-13/32 – 1-7/8	4-3/4	6	6-3/16	10	1-1/2	4	1/4
4	P13404	1-29/32 – 2-9/16	5-1/8	6-1/2	6-11/16	10-1/2	1-1/2	4	1/4
	P13405	1-29/32 – 2-9/16	5-1/8	6-1/2	6-11/16	10-1/2	1-3/4	4	1/4
5-6	P13506	2-1/2 – 3-1/2	6-3/4	8-1/2	8-3/4	12-1/2	2	4	1/2
7-8	P13708	3-17/32 – 4-1/2	6-3/4	8-7/8	9-1/8	13-7/8	3	5	1/2



**INTERMEDIATE LENGTH**

Unit : Inch

Series	EDP No.	Drill Insert Range A	Max. Drill Depth B	Flute Length C	Overall Length E	Shank		Pipe Tap G
						Dia. F	Length F	
1	P14102	45/64 – 15/16	4-5/8	5-7/8	8-7/8	1	3	1/8
1.5	P14152	55/64 – 15/16	4-5/8	5-7/8	8-7/8	1	3	1/8
2	P14203	31/32 – 1-3/8	5-3/8	6-1/2	10	1-1/4	3-1/2	1/8
2.5	P14253	1-3/16 – 1-3/8	5-3/8	6-1/2	10	1-1/4	3-1/2	1/8
3	P14304	1-13/32 – 1-7/8	6-1/2	7-3/4	11-3/4	1-1/2	4	1/4

CARBIDE

HSS

**Y/G SPADE DRILLS**

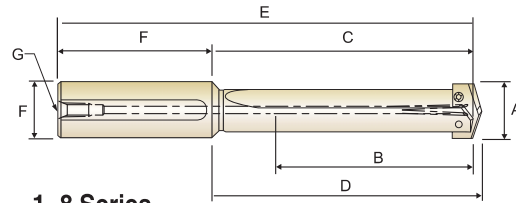
**P15** SERIES

**P16** SERIES

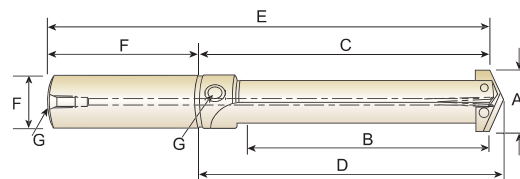
**STRAIGHT SHANK HOLDER, STRAIGHT FLUTE**



**Y~0.5 Series**



**1~8 Series**



**STANDARD LENGTH**

Unit : Inch

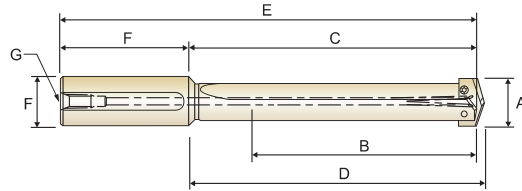
Series	EDP No.	Drill Insert Range	Max. Drill Depth	Flute Length	Ref. Length	Overall Length	Shank		Pipe Tap
							Dia.	Length	
		A	B	C	D	E	F	G	
Y	P15Y01	3/8 – 27/64	2-3/8	3-5/32	3-1/4	5-17/32	3/4	2-3/8	1/8
Z	P15Z01	7/16 – 1/2	2-3/8	3-5/32	3-1/4	5-17/32	3/4	2-3/8	1/8
O	P15001	33/64 – 11/16	2-1/2	3-5/16	3-27/64	5-11/16	3/4	2-3/8	1/8
0.5	P15051	39/64 – 11/16	2-1/2	3-5/16	3-27/64	5-11/16	3/4	2-3/8	1/8
1	P15101	45/64 – 15/16	6-5/8	7-7/8	8-1/64	10-7/8	3/4	3	1/8
	P15102	45/64 – 15/16	6-5/8	7-7/8	8-1/64	10-7/8	1	3	1/8
1.5	P15151	55/64 – 15/16	6-5/8	7-7/8	8-1/64	10-7/8	3/4	3	1/8
	P15152	55/64 – 15/16	6-5/8	7-7/8	8-1/64	10-7/8	1	3	1/8
2	P15202	31/32 – 1-3/8	7-3/8	8-1/2	8-41/64	12	1	3-1/2	1/8
	P15203	31/32 – 1-3/8	7-3/8	8-1/2	8-41/64	12	1-1/4	3-1/2	1/8
2.5	P15252	1-3/16 – 1-3/8	7-3/8	8-1/2	8-41/64	12	1	3-1/2	1/8
	P15253	1-3/16 – 1-3/8	7-3/8	8-1/2	8-41/64	12	1-1/4	3-1/2	1/8
3	P15303	1-13/32 – 1-7/8	8-1/4	9-1/2	9-11/16	13-1/2	1-1/4	4	1/4
	P15304	1-13/32 – 1-7/8	8-1/4	9-1/2	9-11/16	13-1/2	1-1/2	4	1/4
4	P15404	1-29/32 – 2-9/16	9-1/8	10-1/2	10-11/16	14-1/2	1-1/2	4	1/4
	P15405	1-29/32 – 2-9/16	9-1/8	10-1/2	10-11/16	14-1/2	1-3/4	4	1/4
5-6	P15506	2-1/2 – 3-1/2	10-3/4	12-1/2	12-3/4	16-1/2	2	4	1/2
7-8	P15708	3-17/32 – 4-1/2	10-3/4	12-7/8	13-1/8	17-7/8	3	5	1/2

TECHNICAL DATA

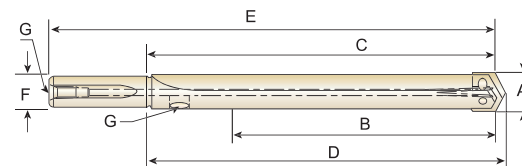
**STRAIGHT SHANK HOLDER, STRAIGHT FLUTE**



**Y~0.5 Series**



**1~8 Series**



**EXTENDED LENGTH**

Unit : Inch

Series	EDP No.	Drill Insert Range	Max. Drill Depth	Flute Length	Ref. Length	Overall Length	Shank		Pipe Tap
							Dia.	Length	
		A	B	C	D	E	F		G
Y	P16Y01	3/8 – 27/64	4-3/8	5-5/32	5-1/4	7-17/32	3/4	2-3/8	1/8
Z	P16Z01	7/16 – 1/2	4-3/8	5-5/32	5-1/4	7-17/32	3/4	2-3/8	1/8
O	P16001	33/64 – 11/16	4-1/2	5-5/16	5-27/64	7-11/16	3/4	2-3/8	1/8
0.5	P16051	39/64 – 11/16	4-1/2	5-5/16	5-27/64	7-11/16	3/4	2-3/8	1/8
1	P16102	45/64 – 15/16	10-5/8	11-7/8	12-1/64	14-7/8	1	3	1/8
1.5	P16152	55/64 – 15/16	10-5/8	11-7/8	12-1/64	14-7/8	1	3	1/8
2	P16203	31/32 – 1-3/8	11-3/8	12-1/2	12-41/64	16	1-1/4	3-1/2	1/8
2.5	P16253	1-3/16 – 1-3/8	11-3/8	12-1/2	12-41/64	16	1-1/4	3-1/2	1/8
3	P16303	1-13/32 – 1-7/8	13-3/4	15	15-3/16	19	1-1/4	4	1/4
4	P16404	1-29/32 – 2-9/16	16-5/8	18	18-3/16	22	1-1/2	4	1/4
5	P16506	2-1/2 – 3-1/2	18-1/4	20	20-1/4	24	2	4	1/2
7	P16708	3-17/32 – 4-1/2	21-7/8	24	24-1/4	29	3	5	1/2

i-DREAM DRILLS

DREAM DRILLS

DREAM DRILLS -INOX

DREAM DRILLS -ALU

DREAM DRILLS -MQL TYPE

DREAM DRILLS for HARDENED STEELS

STANDARD CARBIDE DRILLS

MULTI-1 DRILLS

HPD DRILLS

GOLD-P DRILLS

STRAIGHT SHANK DRILLS

AIRCRAFT DRILLS

SILVER & DEMING DRILLS

TAPER SHANK DRILLS

NC SPOTTING DRILLS

COMBINATION DRILL & COUNTER SINK

SPADE DRILLS

TECHNICAL DATA

CARBIDE

HSS

**Y/G SPADE DRILLS**

**P17 SERIES**

i-DREAM DRILLS

DREAM DRILLS

DREAM DRILLS -INOX

DREAM DRILLS -ALU

DREAM DRILLS -MQL TYPE

DREAM DRILLS for HARDENED STEELS

STANDARD CARBIDE DRILLS

MULTI-1 DRILLS

HPD DRILLS

GOLD-P DRILLS

STRAIGHT SHANK DRILLS

AIRCRAFT DRILLS

SILVER & DEMING DRILLS

TAPER SHANK DRILLS

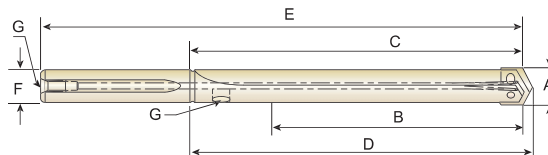
NC SPOTTING DRILLS

COMBINATION DRILL & COUNTER SINK

SPADE DRILLS

TECHNICAL DATA

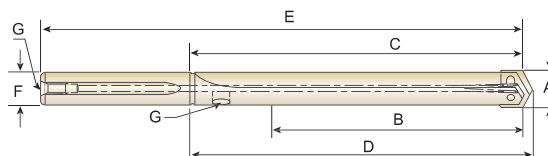
**STRAIGHT SHANK HOLDER, STRAIGHT FLUTE**



**LONG LENGTH**

Unit : Inch

Series	EDP No.	Drill Insert Range A	Max. Drill Depth B	Flute Length C	Ref. Length D	Overall Length E	Shank		Pipe Tap G
							Dia. F	Length	
<b>0</b>	<b>P17001</b>	33/64 – 11/16	7	7-13/16	7-59/64	10-3/16	3/4	2-3/8	1/8
<b>0.5</b>	<b>P17051</b>	39/64 – 11/16	7	7-13/16	7-59/64	10-3/16	3/4	2-3/8	1/8

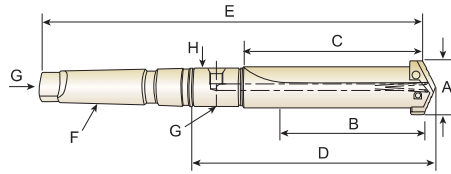


**EXTRA LONG LENGTH**

Unit : Inch

Series	EDP No.	Drill Insert Range A	Max. Drill Depth B	Flute Length C	Ref. Length D	Overall Length E	Shank		Pipe Tap G
							Dia. F	Length	
<b>1</b>	<b>P17101</b>	45/64 – 15/16	18	19-1/4	19-25/64	22-1/4	1	3	1/8
<b>2</b>	<b>P17202</b>	31/32 – 1-3/8	20-1/8	21-1/4	21-25/64	24-3/4	1-1/4	3-1/2	1/8
<b>3</b>	<b>P17303</b>	1-13/32 – 1-7/8	22	23-1/4	23-7/16	27-1/4	1-1/2	4	1/4
<b>4</b>	<b>P17404</b>	1-29/32 – 2-9/16	24-5/8	26	26-3/16	30	1-1/2	4	1/4
<b>5</b>	<b>P17506</b>	2-1/2 – 3-1/2	26	27-3/4	28	31-3/4	2	4	1/2
<b>7</b>	<b>P17708</b>	3-17/32 – 4-1/2	27	29-1/8	29-3/8	34-1/8	3	5	1/2

**TAPER SHANK HOLDER, STRAIGHT FLUTE / HELICAL FLUTE**

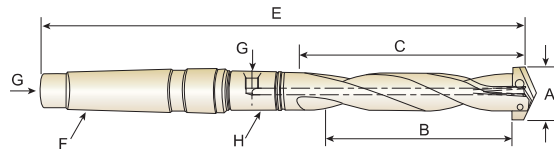


**SHORT LENGTH**

Unit : Inch

Series	EDP No.	Drill Insert Range	Max. Drill Depth	Flute Length	Ref. Length	Overall Length	MT	Pipe Tap	RCI
		A	B	C	D	E	F	G	H
Y	P01Y02	3/8 – 27/64	1-1/4	2-1/32	3-15/32	6-5/16	#2	1/16	PR1030
Z	P01Z02	7/16 – 1/2	1-1/4	2-1/32	3-15/32	6-5/16	#2	1/16	PR1030
O	P01002	33/64 – 11/16	1-3/8	2-3/16	3-41/64	6-15/32	#2	1/16	PR1030
0.5	P01052	39/64 – 11/16	1-3/8	2-3/16	3-41/64	6-15/32	#2	1/16	PR1030
	P01103	45/64 – 15/16	2-3/4	3-7/8	5-39/64	9-5/32	#3	1/8	PR1031
1	P01104	45/64 – 15/16	2-3/4	3-7/8	5-43/64	10-5/32	#4	1/8	PR1031
	P01153	55/64 – 15/16	2-3/4	3-7/8	5-39/64	9-5/32	#3	1/8	PR1031
1.5	P01154	55/64 – 15/16	2-3/4	3-7/8	5-43/64	10-5/32	#4	1/8	PR1031
	P01203	31/32 – 1-3/8	3-3/8	4-1/2	6-15/64	9-25/32	#3	1/8	PR1031
2	P01204	31/32 – 1-3/8	3-3/8	4-1/2	6-19/64	10-25/32	#4	1/8	PR1031
	P01253	1-3/16 – 1-3/8	3-3/8	4-1/2	6-15/64	9-25/32	#3	1/8	PR1031
2.5	P01254	1-3/16 – 1-3/8	3-3/8	4-1/2	6-37/64	11-1/16	#4	1/4	PR1042
	P01304	1-13/32 – 1-7/8	4-3/4	6	8-1/8	12-9/16	#4	1/4	PR1042
3	P01305	1-13/32 – 1-7/8	4-3/4	6	8-1/8	13-13/16	#5	1/4	PR1043
	P01404	1-29/32 – 2-9/16	5-1/8	6-1/2	8-5/8	13-1/16	#4	1/4	PR1042
4	P01405	1-29/32 – 2-9/16	5-1/8	6-1/2	8-5/8	14-5/16	#5	1/4	PR1043
	5-6	P01505	2-1/2 – 3-1/2	6-3/4	8-1/2	11-5/16	#5	1/2	PR1054
7-8	P01705	3-17/32 – 4-1/2	6-3/4	8-7/8	11-11/16	17-5/16	#5	1/2	PR1054

► You can also apply RCI(Rotary Coolant Inducer) for internal cooling. (See page 237)



**INTERMEDIATE LENGTH**

Unit : Inch

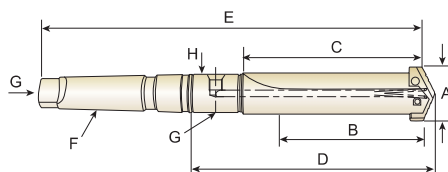
Series	EDP No.	Drill Insert Range	Max. Drill Depth	Flute Length	Overall Length	MT	Pipe Tap	RCI
		A	B	C	E	F	G	H
1	P08103	45/64 – 15/16	4-3/4	5-7/8	11-5/32	#3	1/8	PR1031
1.5	P08153	55/64 – 15/16	4-3/4	5-7/8	11-5/32	#3	1/8	PR1031
2	P08204	31/32 – 1-3/8	5-3/8	6-1/2	12-25/32	#4	1/8	PR1031
2.5	P08254	1-3/16 – 1-3/8	5-3/8	6-1/2	13-1/16	#4	1/4	PR1042

► You can also apply RCI(Rotary Coolant Inducer) for internal cooling. (See page 237)

CARBIDE

HSS


**SPADE DRILLS**
**P03** SERIES

**TAPER SHANK HOLDER, STRAIGHT FLUTE**

**STANDARD LENGTH**

Unit : Inch

Series	EDP No.	Drill Insert Range	Max. Drill Depth	Flute Length	Ref. Length	Overall Length	MT	Pipe Tap	RCI
		A	B	C	D	E	F	G	H
Y	P03Y02	3/8 – 27/64	2-3/8	3-5/32	4-19/32	7-7/16	#2	1/16	PR1030
Z	P03Z02	7/16 – 1/2	2-3/8	3-5/32	4-19/32	7-7/16	#2	1/16	PR1030
O	P03002	33/64 – 11/16	2-1/2	3-5/16	4-49/64	7-19/32	#2	1/16	PR1030
0.5	P03052	39/64 – 11/16	2-1/2	3-5/16	4-49/64	7-19/32	#2	1/16	PR1030
1	P03103	45/64 – 15/16	6-3/4	7-7/8	9-39/64	13-5/32	#3	1/8	PR1031
	P03104	45/64 – 15/16	6-3/4	7-7/8	9-43/64	14-5/32	#4	1/8	PR1031
1.5	P03153	55/64 – 15/16	6-3/4	7-7/8	9-39/64	13-5/32	#3	1/8	PR1031
	P03154	55/64 – 15/16	6-3/4	7-7/8	9-43/64	14-5/32	#4	1/8	PR1031
2	P03203	31/32 – 1-3/8	7-3/8	8-1/2	10-15/64	13-25/32	#3	1/8	PR1031
	P03204	31/32 – 1-3/8	7-3/8	8-1/2	10-19/64	14-25/32	#4	1/8	PR1031
2.5	P03253	1-3/16 – 1-3/8	7-3/8	8-1/2	10-15/64	13-25/32	#3	1/8	PR1031
	P03254	1-3/16 – 1-3/8	7-3/8	8-1/2	10-37/64	15-1/16	#4	1/4	PR1042
3	P03304	1-13/32 – 1-7/8	8-1/4	9-1/2	11-5/8	16-1/16	#4	1/4	PR1042
	P03305	1-13/32 – 1-7/8	8-1/4	9-1/2	11-5/8	17-5/16	#5	1/4	PR1043
4	P03404	1-29/32 – 2-9/16	9-1/8	10-1/2	12-5/8	17-1/16	#4	1/4	PR1042
	P03405	1-29/32 – 2-9/16	9-1/8	10-1/2	12-5/8	18-5/16	#5	1/4	PR1043
5-6	P03505	2-1/2 – 3-1/2	10-3/4	12-1/2	15-5/16	20-15/16	#5	1/2	PR1054
7-8	P03705	3-17/32 – 4-1/2	10-3/4	12-7/8	15-11/16	21-5/16	#5	1/2	PR1054

► You can also apply RCI(Rotary Coolant Inducer) for internal cooling. (See page 237)

i-DREAM DRILLS

DREAM DRILLS

DREAM DRILLS -INOX

DREAM DRILLS -ALU

DREAM DRILLS -MQL TYPE

DREAM DRILLS for HARDENED STEELS

STANDARD CARBIDE DRILLS

MULTI-1 DRILLS

HPD DRILLS

GOLD-P DRILLS

STRAIGHT SHANK DRILLS

AIRCRAFT DRILLS

SILVER &amp; DEMING DRILLS

TAPER SHANK DRILLS

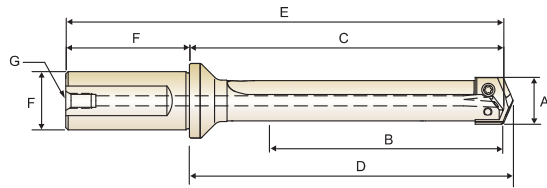
NC SPOTTING DRILLS

COMBINATION DRILL &amp; COUNTER SINK

SPADE DRILLS

TECHNICAL DATA

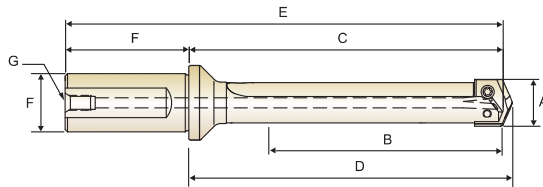
## FLANGED STRAIGHT SHANK HOLDER, STRAIGHT FLUTE



### SHORT LENGTH SPADE DRILL HOLDER

Unit : Inch

Series	EDP No.	Drill Insert Range	Max. Drill Depth	Flute Length	Ref. Length	Overall Length	Shank		Pipe Tap
							Dia.	Length	
		A	B	C	D	E	F		G
Y	P25Y01	3/8 – 27/64	1-1/4	2-13/32	2-1/2	4-7/16	3/4	2-1/32	1/8
Z	P25Y01	7/16 – 1/2	1-1/4	2-13/32	2-1/2	4-7/16	3/4	2-1/32	1/8
O	P25001	33/64 – 11/16	1-3/8	2-1/2	2-39/64	4-17/32	3/4	2-1/32	1/8
0.5	P25051	39/64 – 11/16	1-3/8	2-1/2	2-39/64	4-17/32	3/4	2-1/32	1/8
1	P25102	45/64 – 15/16	2-5/8	4-7/32	4-23/64	6-1/2	1	2-9/32	1/8
1.5	P25152	55/64 – 15/16	2-5/8	4-7/32	4-23/64	6-1/2	1	2-9/32	1/8
2	P25203	31/32 – 1-3/8	3-3/8	5-1/16	5-13/64	7-11/32	1-1/4	2-9/32	1/4
2.5	P25253	1-3/16 – 1-3/8	3-3/8	5-1/16	5-13/64	7-11/32	1-1/4	2-9/32	1/4
3	P25303	1-13/32 – 1-7/8	4-3/4	6-13/16	7	9-1/2	1-1/2	2-11/16	1/4
4	P25404	1-29/32 – 2-9/16	5-1/8	7-1/16	7-1/4	9-3/4	1-1/2	2-11/16	1/4



### INTERMEDIATED LENGTH

Unit : Inch

Series	EDP No.	Drill Insert Range	Max. Drill Depth	Flute Length	Ref. Length	Overall Length	Shank		Pipe Tap
							Dia.	Length	
		A	B	C	D	E	F		G
1	P26102	45/64 ~ 15/16	4-5/8	6-3/32	6-15/64	8-3/8	1	2-9/32	1/8
1.5	P26152	55/64 ~ 15/16	4-5/8	6-3/32	6-15/64	8-3/8	1	2-9/32	1/8
2	P26203	31/32 ~ 1-3/8	5-3/8	7-1/16	7-13/64	9-11/32	1-1/4	2-9/32	1/4
2.5	P26253	1-3/16 ~ 1-3/8	5-3/8	7-1/16	7-13/64	9-11/32	1-1/4	2-9/32	1/4
3	P26304	1-13/32 ~ 1-7/8	6-1/2	8-9/16	8-3/4	11-1/4	1-1/2	2-11/32	1/4



CARBIDE

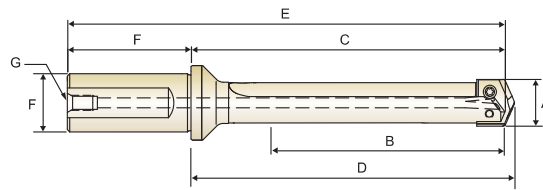
HSS


**SPADE DRILLS**

P27 SERIES

P28 SERIES

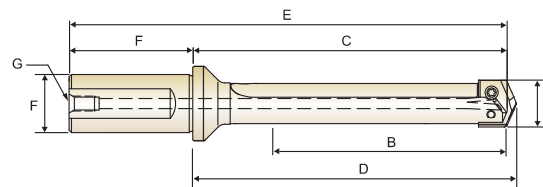
## FLANGED STRAIGHT SHANK HOLDER, STRAIGHT FLUTE



### STANDARD LENGTH

Unit : Inch

Series	EDP No.	Drill Insert Range A	Max. Drill Depth B	Flute Length C	Ref. Length D	Overall Length E	Shank		Pipe Tap G
							Dia.	Length F	
Y	P27Y01	3/8 ~ 27/64	2-3/8	3-17/32	3-5/8	5-9/16	3/4	2-1/32	1/8
Z	P27Z01	7/16 ~ 1/2	2-3/8	3-17/32	3-5/8	5-9/16	3/4	2-1/32	1/8
O	P27001	33/64 ~ 11/16	2-1/2	3-5/8	3-47/64	5-21/32	3/4	2-1/32	1/8
0.5	P27051	39/64 ~ 11/16	2-1/2	3-5/8	3-47/64	5-21/32	3/4	2-1/32	1/8
1	P27102	45/64 ~ 15/16	6-5/8	8-3/32	8-15/64	10-3/8	1	2-9/32	1/8
1.5	P27152	55/64 ~ 15/16	6-5/8	8-3/32	8-15/64	10-3/8	1	2-9/32	1/8
2	P27203	31/32 ~ 1-3/8	7-3/8	9-1/16	9-13/64	11-11/32	1-1/4	2-9/32	1/4
2.5	P27253	1-3/16 ~ 1-3/8	7-3/8	9-1/16	9-13/64	11-11/32	1-1/4	2-9/32	1/4
3	P27303	1-13/32 ~ 1-7/8	8-1/4	10-5/16	10-1/2	13	1-1/2	2-11/16	1/4
4	P27404	1-29/32 ~ 2-9/16	9-1/8	11-1/16	11-1/4	13-3/4	1-1/2	2-11/16	1/4



### EXTENDED LENGTH

Unit : Inch

Series	EDP No.	Drill Insert Range A	Max. Drill Depth B	Flute Length C	Ref. Length D	Overall Length E	Shank		Pipe Tap G
							Dia.	Length F	
Y	P28Y01	3/8 ~ 27/64	4-3/8	5-17/32	5-5/8	7-9/16	3/4	2-1/32	1/8
Z	P28Z01	7/16 ~ 1/2	4-3/8	5-17/32	5-5/8	7-9/16	3/4	2-1/32	1/8
O	P28001	33/64 ~ 11/16	4-1/2	5-5/8	5-47/64	7-21/32	3/4	2-1/32	1/8
0.5	P28051	39/64 ~ 11/16	4-1/2	5-5/8	5-47/64	7-21/32	3/4	2-1/32	1/8
1	P28102	45/64 ~ 15/16	10-5/8	12-3/32	12-15/64	14-3/8	1	2-9/32	1/8
1.5	P28152	55/64 ~ 15/16	10-5/8	12-3/32	12-15/64	14-3/8	1	2-9/32	1/8
2	P28203	31/32 ~ 1-3/8	11-3/8	13-1/16	13-13/64	15-11/32	1-1/4	2-9/32	1/4
2.5	P28253	1-3/16 ~ 1-3/8	11-3/8	13-1/16	13-13/64	15-11/32	1-1/4	2-9/32	1/4

TECHNICAL DATA

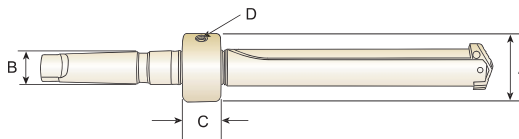


## HOLDER ACCESSORIES

### TORX SCREWS AND PREMIUM TORX HAND DRIVERS

Series	Torx Screws		Torx Screws (Nylon Locking)		Premium Torx Drivers	Drill Range		Torque in Lbs. 5.5
	Item	PKG EDP No. (10 Screws)	Item	PKG EDP No. (10 Screws)	EDP No.	Fractional inch	Metric mm	
Y	2XT7	J7Y001	2XT7N	J7Y006	J5Y007	3/8 - 27/64	9.5 - 11.0	5.5
Z	2LXT7	J7Z011	2LXT7N	J7Z016	J5Y007	7/16 - 1/2	11.5 - 12.5	5.5
O	2.5XT8	J80021	2.5XT8N	J80026	J50008	33/64 - 11/16	13.0 - 17.5	11.0
0.5	2.5LXT8	J80531	2.5LXT8N	J80536	J50008	39/64 - 11/16	15.5 - 17.5	11.0
1	3XT9	J91041	3XT9N	J91046	J51009	45/64 - 15/16	18.0 - 24.0	20.0
1.5	3LXT9	J91551	3LXT9N	J91556	J51009	55/64 - 15/16	22.0 - 24.0	20.0
2	4XT15	JB2061	4XT15N	JB2066	J52015	31/32 - 1-3/8	25.0 - 35.0	45.0
2.5	4XT15	JB2061	4XT15N	JB2066	J52015	31/32 - 1-3/8	30.0 - 35.0	45.0
3-4	5XT20	JC3081	5XT20N	JC3086	J53020	1-13/32 - 2-9/16	36.0 - 65.0	90.0
5-8	6XT25	JD5091	6XT25N	JD5096	J55025	2-1/2 - 4-1/2	64.0 - 114.0	155.0

NOTE: Replacement screws sold in packages (10 screws per package)



### ROTARY COOLANT INDUCER (RCI) AND ACCESSORIES



Complete with O'Rings, Flat Washers and Locking Clips.

EDP No.	I.D.	Pipe O.D.	Length	Tap	Thread for Driving Rod
	A	B	C	D	
PR1030	3/4	1-3/4	7/8	1/8	5/16 - NC
PR1031	1	2-1/8	1-1/8	1/8	5/16 - NC
PR1042	1-1/4	2-1/2	1-3/8	1/4	3/8 - NC
PR1043	1-3/4	3	1-3/8	1/4	3/8 - NC
PR1054	2-1/4	3-3/4	1-3/4	1/2	1/2 - NC