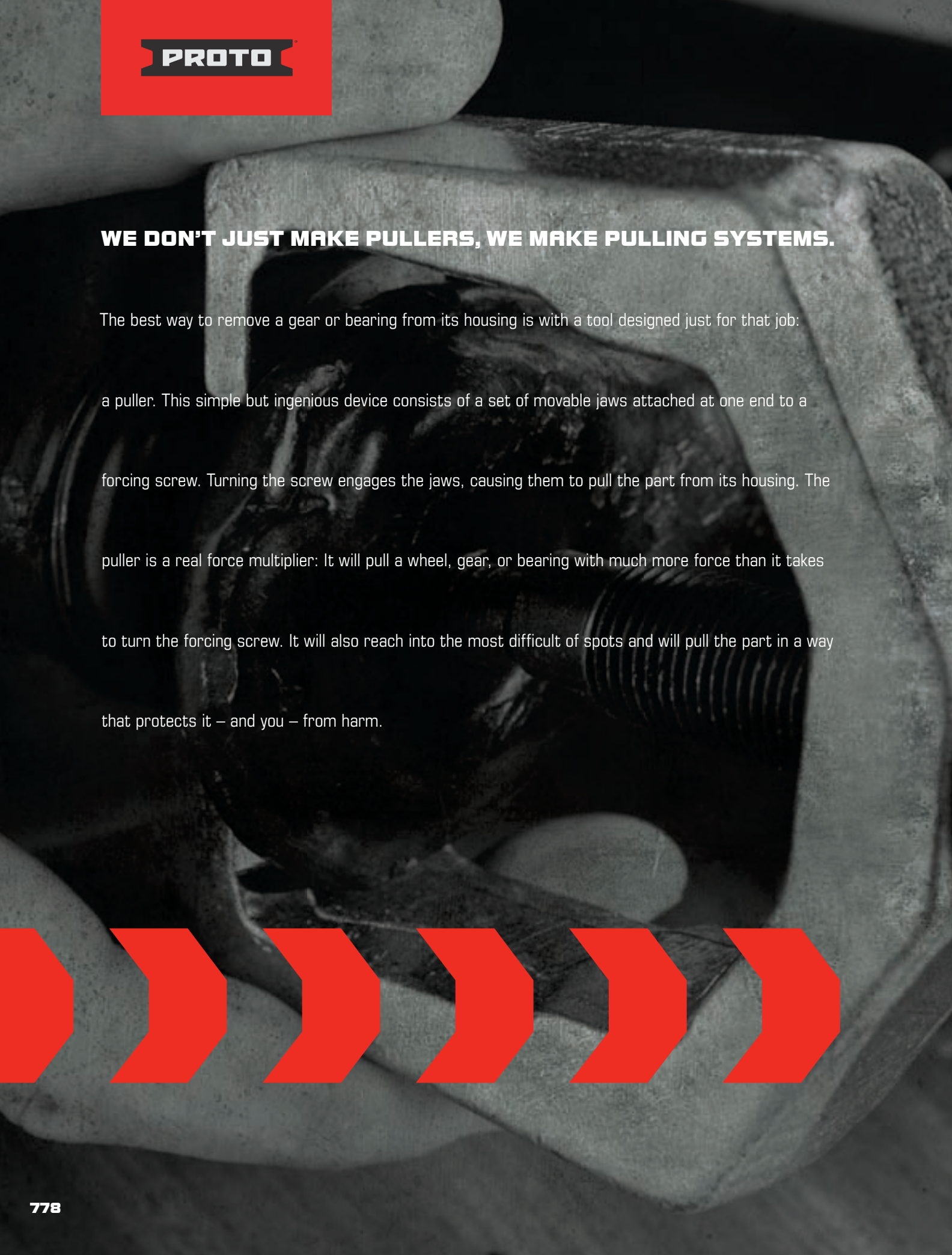


WE DON'T JUST MAKE PULLERS, WE MAKE PULLING SYSTEMS.

A black and white photograph showing a puller tool being used to remove a gear from a housing. The puller is a complex mechanical device with several jaws that grip the gear. A large threaded rod is being turned to pull the gear out. The background is a dark, industrial setting.

The best way to remove a gear or bearing from its housing is with a tool designed just for that job: a puller. This simple but ingenious device consists of a set of movable jaws attached at one end to a forcing screw. Turning the screw engages the jaws, causing them to pull the part from its housing. The puller is a real force multiplier: It will pull a wheel, gear, or bearing with much more force than it takes to turn the forcing screw. It will also reach into the most difficult of spots and will pull the part in a way that protects it – and you – from harm.

PULLERS



6 TON PROTO-EASE™ 2-WAY/3-WAY CONE PULLER SET

PROTO

6 TON GENERAL PULLER SET

Product #: **J4289B**

- › Makes 12 of the most commonly used pullers: Internal, External and Slide hammer.
- › Weight (lbs): 17.34

Contents	Description	Qty.
J4260R	T-Handles Rod, 24" Long	1
J4260H	Slide Hammer, 2-1/2 lbs.	1
J4250N	Reversible Adjusting Nut	1
J4250B	2 Jaw Yoke	1
J4255B	3 Jaw Yoke	1
J4205B	Slotted Crossarm, 2-Way/3-Way	1
J4056-6	Reversible Jaw, 6" Reach	3
J4056-4	Reversible Jaw, 4" Reach	3
J4056-2	Inside Jaw, 2" Reach	2
J4056PN	Jaw Pivot Pin	3
J4256S	Inside Hook Jaw	1
J4205S	Forcing Screw	1
J4022T	Standard Detachable Tip	1
J4028	Cap Screw, 3/8"-16 UNC x 3"	3
J4005C	Cap Screw, 3/8"-24 UNF x 3"	3
J4205E	Cap Screw, 3/8"-16 UNC x 4"	3
J4951PB	Blow-Molded Case	1



6 TON WIDE PULLER SET

Product #: **J4291B**

- › Designed for pulling machine parts up to 8" in diameter with reach depths to over 7".
- › Makes over 12 different adjustable and straight jaw pullers.
- › Weight (lbs): 29.00

Contents	Description	Qty.
J4205S	Forcing Screw	1
J4022T	Standard Detachable Tip	1
J4208CA	2-Way/3-Way Crossarm, 7" Long	1
J4027	Narrow Jaw	3
J4026A	Dual-Reach Jaws	3
J4021S	Spring Clip	3
J4211BA	Adjustable Jaw Block Assembly	3
J4206SC	Slotted Crossarm, 2-Way	1
J4028	Cap Screw, 3/8"-16 UNC x 3"	2
J4332	Bearing Separator, 4-3/8" Capacity	1
J4055H	5 lbs. Slide Hammer	1
J4260R	T-Handles Rod, 24" Long	1
J4952PB	Blow-Molded Case	1



6 TON STANDARD PULLER SET

Product #: **J4290B**

- › Makes over 20 of the most often used pullers: Internal, External, Slide Hammer, Rear Axle, Harmonic Balancer, etc.
- › Weight (lbs): 27.68

Contents	Description	Qty.
J4260R	T-Handle Slide Rod, 24" Long	1
J4260H	2-1/2 lbs. Slide Hammer	1
J4250N	Reversible Adjusting Nut	1
J4250B	Two Jaw Yoke	1
J4255B	Three Jaw Yoke	1
J4205B	Slotted Crossarm, 2-Way/3-Way	1
J4056-6	Reversible Jaw, 6" Reach	3
J4056-4	Reversible Jaw, 4" Reach	3
J4056-2	Inside Jaw, 2" Reach	2
J4056PN	Jaw Pivot Pin	3
J4256S	Inside Hook Jaw	1
J4205S	Forcing Screw	1
J4022T	Standard Detachable Tip	1
J4028	Cap Screw, 3/8"-16 UNC x 3"	3
J4005C	Cap Screw, 3/8"-24 UNF x 3"	3
J4205E	Cap Screw, 3/8"-16 UNC x 4"	3
J4055H	5 lbs. Slide Hammer	1
J4275R	Short Slide Rod, 12-3/4" Long	1
J4277B	Rear Axle Flange Foot	1
J4280	Set Puller Blind Bearing	1
J4331	Gear and Bearing Separator	1
J4951PB	Blow-Molded Case	1



10 TON PROTO-EASE™ WIDE PULLER SET

Product #: **J4292B**

- › Required for large parts with heavy press-fits.
- › Reaches to over 12" and spread of 11"
- › Makes over 10 different adjustable and straight jaw pullers.
- › Weight (lbs): 39.00

Contents	Description	Qty.
J4225S	Forcing Screw	1
J4012T	Standard Tip	1
J4226CA	2-Way Crossarm, 11" Long	1
J4227CA	3-Way Crossarm, 11" Long	1
J4231A	Adjustable Jaw Block Assembly	3
J4016A	Dual Reach Jaw	3
J4018	Cap Screw Jaw	3
J4017	Long Narrow Jaw	3
J4011S	Spring Clip	3
J4333	Bearing Separator	1
J4953PB	Blow-Molded Case	1



PROTO-EASE™ BEARING SEPARATOR SET**Product #: J4390B**

- › Removes gears and bearings too close to another surface for a puller jaw grip, or where the pulled out part must be protected.
- › Case provides space for step plates and assorted accessories.
- › Weight (lbs): 27.50

Contents	Description	Qty.
J4330	Gear and Bearing Separator, 1-13/16" Capacity	1
J4331	Gear and Bearing Separator, 2-13/32" Capacity	1
J4332	Gear and Bearing Separator, 4-3/8" Capacity	1
J4333A	Gear and Bearing Separator, 6" Capacity	1
J4333R	Threaded Rod, 3/4"-16 UNF, 10" Long	2
J4955PB	Blow-Molded Case	1

**10 TON PROTO-EASE™ PRESS-N-PULL™ SET****Product #: J4293B**

- › Presses parts into place without hydraulics.
- › Functions as many different pullers either by itself or in combination with other Proto® Pullers.
- › Weight (lbs): 43.00

Contents	Description	Qty.
J4012T	Standard Tip	1
J4229LS	Lock Screw, 7/16"-14 UNC x 3/4"	3
J4235AA	Adapter, 3/4"-12 Female x 5/8" Male Acme	1
J4235CN	Coupling Nut, 3/4"-12 Acme	1
J4235S	Forcing Screw	1
J4235UA	Adapter, 3/4"-12 Female Acme x 5/8" 18 UNF Male	1
J4236CA	2-Way Crossarm	1
J4236N	Forcing Nut	1
J4236W	Thrust Washer	1
J4237CA	3-Way Crossarm	1
J4239SB	Slideblock	3
J4240-08F	Adapter, 5/8" x 1/2" Female	3
J4240-08M	Adapter, 5/8" x 1/2" Male	3
J4240-12F	Adapter, 5/8" x 3/4" Female	3
J4240-12M	Adapter, 5/8" x 3/4" Male	3
J4240-14F	Adapter, 5/8" x 7/8" Female	3
J4240-14M	Adapter, 5/8" x 7/8" Male	3
J4240L	Medium Leg	3
J4240SL	Short Leg	3
J4333	Bearing Separator	1
J4954PB	Blow-Molded Case	1




PROTO-EASE™ GENERAL PULLER SET

Product #: J4245



- › Includes components to assemble a wide variety of 3 ton, 6 ton, 10 ton, slide hammer and threaded part pullers.
- › Weight (lbs): 46.13



Contents	Description	Qty.
J4005C	Cap Screw, 3/8"-24 UNF x 3"	3
J4011S	Spring Clip	3
J4016A	Dual-Reach Jaws	1
J4017	Long Narrow Jaw	1
J4018	Cap Screw Jaw	1
J4021S	Jaw Spring Clip	3
J4026A	Dual Reach Jaw	3
J4027	Narrow Jaw	3
J4040	Step Plate Adapter Set	1
J4056-2	Inside Jaw, 2" Reach	2
J4205B	Slotted Crossarm 2-Way/3-Way	1
J4205E	Cap Screw, 3/8"-16 UNC x 4"	3
J4206CA	2-Way Crossarm	1
J4208CA	2-Way/3-Way Crossarm	1
J4227CA	3-Way Crossarm, 11" Long	1
J4234	10 Ton 2-Way Straight Jaw Puller Set	1
J4252	6 Ton 2-Way/3-Way Cone Puller Set	1
J4256S	Inside-Hook Jaw	1
J4260H	2-1/2 lbs. Slide Hammer	1
J4260R	T-Handle Slide Rod, 24" Long	1
J4280	Set Puller Blind Bearing	1
J4331	Gear and Bearing Separator, 2-13/32" Capacity	1
J4332	Gear and Bearing Separator, 4-3/8" Capacity	1




PROTO-EASE™ MASTER PULLER SET

Product #: **J4235A**



- › Covers most maintenance operations using standard pullers.
- › Contains components necessary to assemble all full-interchange system pullers except Proto® Press-N-Pull™ Pullers.
- › Weight (lbs): 73.00



Contents	Description	Qty.
J4205B	Slotted Crossarm, 2-Way/3-Way	1
J4022T	Standard Detachable Tip	1
J4205S	Forcing Screw	1
J4005C	Cap Screw, 3/8"-24 UNF x 3"	3
J4205E	Cap Screw, 3/8"-16 UNC x 4"	3
J4028	Cap Screw, 3/8"-16 UNC x 3"	3
J4206SC	Slotted Crossarm, 2-Way	1
J4250B	2 Jaw Yoke	1
J4255B	3 Jaw Yoke	1
J4056-2	Inside Jaw, 2" Reach	3
J4056-4	Reversible Jaw, 4" Reach	3
J4056-6	Reversible Jaw, 6" Reach	3
J4250N	Reversible Adjusting Nut	1
J4056PN	Jaw Pivot Pin	3
J4260H	2-1/2 lbs. Slide Hammer	1
J4260R	T-Handle Slide Rod, 24" Long	1
J4055H	5 lbs. Slide Hammer	1
J4275R	Short Slide Rod	1
J4277B	Rear Axle Flange Foot	1
J4256S	Inside Hook Jaw	1
J4280	Set Puller Blind Bearing	1

Contents	Description	Qty.
J4211BA	Adjustable Jaw Block Assembly	3
J4026A	Dual-Reach Jaw	3
J4027	Narrow Jaw	3
J4208CA	2-Way/3-Way Crossarm	1
J4231A	Adjustable Jaw Block Assembly	3
J4012T	Standard Tip	1
J4225S	Forcing Screw	1
J4226CA	2-Way Crossarm, 11" Long	1
J4227CA	3-Way Crossarm, 11" Long	1
J4016A	Dual-Reach Jaw	3
J4017	Long Narrow Jaw	3
J4018	Cap Screw Jaw	3
J4021S	Spring Clip	3
J4011S	Spring Clip	3
J4331	Bearing Separator, 2-13/32" Capacity	1
J4333A	Bearing Separator, 6" Capacity	1
J4040	Step Plate Adapter Set	1
J4040-12	Step Plate, 2-1/8" Bore	1
J4040-13	Step Plate, 2-1/4" Bore	1
J4040-14	Step Plate, 2-3/8" Bore	1



PROTO-EASE™ MASTER PULLER SET (WITH BOX)

Product #: **J4235B**



- › Covers most maintenance operations using standard pullers.
- › Contains components necessary to assemble all full-interchange system pullers except Proto® Press-N-Pull™ Pullers.
- › Weight (lbs): 93.00



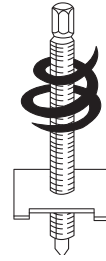
Contents	Description	Qty.
J4205B	Slotted Crossarm, 2-Way/3-Way	1
J4022T	Standard Detachable Tip	1
J4205S	Forcing Screw	1
J4005C	Cap Screw, 3/8"-24 UNF x 3"	3
J4205E	Cap Screw, 3/8"-16 UNC x 4"	3
J4028	Cap Screw, 3/8"-16 UNC x 3"	3
J4206SC	Slotted Crossarm, 2-Way	1
J4250B	2 Jaw Yoke	1
J4255B	3 Jaw Yoke	1
J4056-2	Inside Jaw, 2" Reach	3
J4056-4	Reversible Jaw, 4" Reach	3
J4056-6	Reversible Jaw, 6" Reach	3
J4250N	Reversible Adjusting Nut	1
J4056PN	Jaw Pivot Pin	3
J4260H	2-1/2 lbs. Slide Hammer	1
J4260R	T-Handle Slide Rod, 24" Long	1
J4055H	5 lbs. Slide Hammer	1
J4275R	Short Slide Rod	1
J4277B	Rear Axle Flange Foot	1
J4256S	Inside Hook Jaw	1
J4280	Set Puller Blind Bearing	1

Contents	Description	Qty.
J4211BA	Adjustable Jaw Block Assembly	3
J4026A	Dual-Reach Jaw	3
J4027	Narrow Jaw	3
J4208CA	2-Way/3-Way Crossarm	1
J4231A	Adjustable Jaw Block Assembly	3
J4012T	Standard Tip	1
J4225S	Forcing Screw	1
J4226CA	2-Way Crossarm, 11" Long	1
J4227CA	3-Way Crossarm, 11" Long	1
J4016A	Dual-Reach Jaw	3
J4017	Long Narrow Jaw	3
J4018	Cap Screw Jaw	3
J4021S	Spring Clip	3
J4011S	Spring Clip	3
J4331	Bearing Separator, 2-13/32" Capacity	1
J4333A	Bearing Separator, 6" Capacity	1
J4040	Step Plate Adapter Set	1
J4040-12	Step Plate, 2-1/8" Bore	1
J4040-13	Step Plate, 2-1/4" Bore	1
J4040-14	Step Plate, 2-3/8" Bore	1
J9969-NA	Steel Storage Box	1

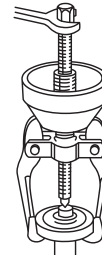
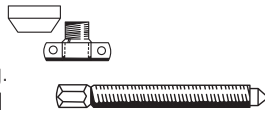


OPERATIONAL FEATURES - 6 TON PROTO-EASE™ CONE PULLERS

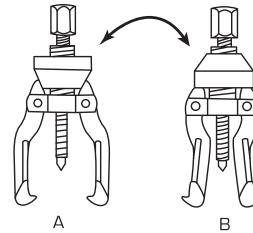
Forcing screws should be easy to turn—and most are—when the load is fairly light. But tough pulling jobs are a different story. Most screws tighten up when the going gets rough, resulting in far less output than you apply. Why? Because there's frictional resistance. The thread and threaded hole are fighting each other all the way. Not with Proto®! We've got Acme threads to increase your muscle power. Acme is the thread with a long-lasting reputation for easy turning and smooth-as-silk performance.



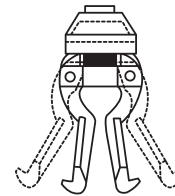
Since the adjusting cone threads on the crossblock and not onto the forcing screw, it is isolated from the torque of the screw. This means there's no unwanted jaw tightening. Go ahead—turn down the screw. Apply all the pressure you need. You won't change the set of the jaws. You can hold onto a gear, bushing or sleeve with unheard of precision and maximum control. No more stretching, scoring or crushing. Unwanted tightening is a thing of the past.



Reversing jaws from an external pull (A) to an internal pull (B) used to be a problem. It was tedious and took time. No more! Now Proto® threads the cone on the crossblock. A few turns and it's off. Flip it and a few turns puts it on again. Reversing the jaws is even faster. Pop the pivot pins out, turn the jaws and pop the pins in again. The screw? It stays put. You're ready to pull.



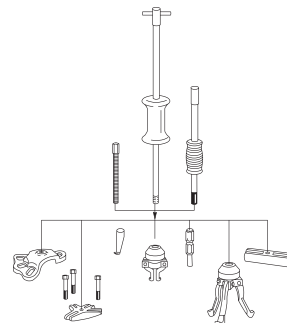
Jaws are configured to cam smoothly within the adjusting cone resulting in smoother jaw action and wider jaw spread.



Switching from a forcing screw to a slide hammer used to be a problem. You had to unscrew the forcing screw from BOTH crossblock and adjusting cone and this caused you to lose the set of your jaws. Then you had to "hook-up" all over again. No more! Out comes the screw and in goes the slide rod. You've got a slide hammer puller. The adjusting cone? It stays put...on the crossblock.



Now, both slide rods mate up with ALL attachments... So does the forcing screw. They're all threaded alike. Slide rods, forcing screws and attachments...ALL threaded 5/8"-12 Acme!





6 TON 2-WAY CONE PULLER SET

Product #: J4250

- › Reach: 4" – Spread: 5".
- › Weight (lbs): 2.43

Contents	Description	Qty.
J4022T	Standard Detachable Tip	1
J4056-4	Reversible Jaw, 4" Reach	2
J4056PN	Jaw Pivot Pin	2
J4205S	Forcing Screw	1
J4250B	2 Jaw Yoke	1
J4250N	Reversible Adjusting Nut	1



6 TON 2-WAY CONE PULLER SET

Product #: J4251

- › Reach: 4" and 6" – Spread: 5" and 7".
- › Weight (lbs): 2.96

Contents	Description	Qty.
J4022T	Standard Detachable Tip	1
J4056-4	Reversible Jaw, 4" Reach	2
J4056-6	Reversible Jaw, 6" Reach	2
J4056PN	Jaw Pivot Pin	2
J4205S	Forcing Screw	1
J4250B	2 Jaw Yoke	1
J4250N	Reversible Adjusting Nut	1



6 TON PROTO-EASE™ 2-WAY/3-WAY CONE PULLER SET

Product #: J4252

- › Reach: 4" and 6" – Spread: 5" and 7".
- › Weight (lbs): 4.12

Contents	Description	Qty.
J4022T	Standard Detachable Tip	1
J4056-4	Reversible Jaw, 4" Reach	3
J4056-6	Reversible Jaw, 6" Reach	3
J4056PN	Pivot Pin	3
J4205S	Forcing Screw	1
J4250B	2 Jaw Yoke	1
J4255B	3 Jaw Yoke	1
J4250N	Reversible Adjusting Nut	1



6 TON PROTO-EASE™ 3-WAY CONE PULLER SET**Product #: J4255**

- › Reach: 4" – Spread: 5".
- › Weight (lbs): 2.59

Contents	Description	Qty.
J4022T	Standard Detachable Tip	1
J4056-4	Reversible Jaw, 4" Reach	3
J4056PN	Pivot Pin	3
J4205S	Forcing Screw	1
J4255B	3 Jaw Yoke	1
J4250N	Reversible Adjusting Nut	1

**6 TON 3-WAY CONE PULLER****Product #: J4257**

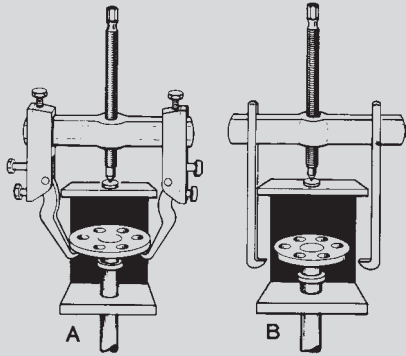
- › Reach: 6" – Spread: 7".
- › Weight (lbs): 2.50

Contents	Description	Qty.
J4022T	Standard Detachable Tip	1
J4056-6	Reversible Jaw, 6" Reach	3
J4056PN	Jaw Pivot Pin	3
J4205S	Forcing Screw	1
J4255B	3 Jaw Yoke	1
J4250N	Reversible Adjusting Nut	1



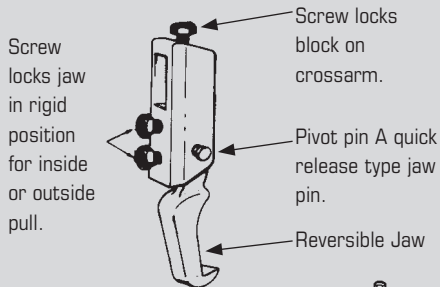


OPERATIONAL FEATURES
6 TON PROTO-EASE™ WIDE PULLERS

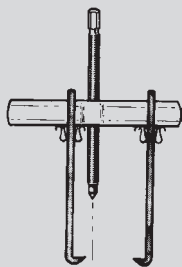


Adjustable jaws (A) reach around obstructions to grip parts inaccessible to straight jaws (B)

Adjustable jaws (C) have greater reach capabilities than straight jaws (D)

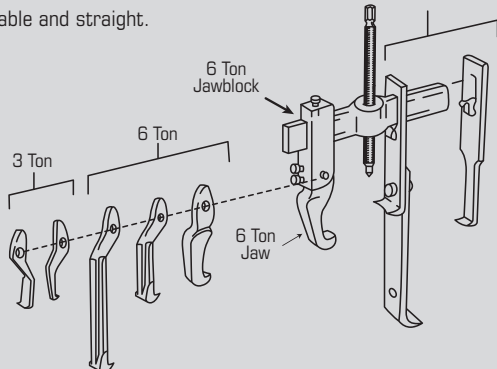


Jaws slide into place along crossarm and may be positioned at unequal distances from the forcing screw for unusual pulling applications.



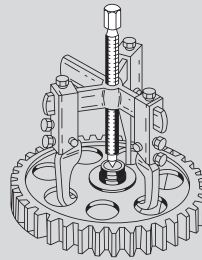
6 Ton Straight Jaws

The 6 ton wide puller shown below accepts all 3 ton and 6 ton jaws—adjustable and straight.



NOTE: Tonnage ratings do not apply when: 1) using jaw blocks with lock screws facing inboard (see drawing C above), 2) jaw angle exceeds 7° or 3) lighter adjustable jaws are used in heavier jaw blocks.

TYPICAL APPLICATIONS
NO. J4217 PROTO-EASE™
6 TON PROTO-EASE™ 2-WAY/3-WAY ADJUSTABLE JAW PULLER



Puller is used to pull a gear off a hub. Gear has holes positioned close to the hub so medium size pullers can get a grip without damaging the case-hardened gear teeth. To avoid damage, when pulling gears in particular, a 3-way puller is generally preferred to a 2-way puller.



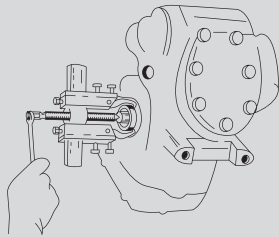

Puller is used to remove the pilot bearing from a transmission output shaft (adjustable jaws are shown used as straight jaws since no angle-of-grip adjustment is required). Each adjustable jaw block assembly slides along the crossarm for positioning—just as straight jaws, but with an important difference: Lock screw on top of jaw blocks secures each jaw assembly for a safe, slip-resistant grip.

6 TON PROTO-EASE™ 2-WAY/3-WAY ADJUSTABLE JAW PULLER

Product #: **J4217**

- › Reach: 4-1/2" – Spread: 8"
- › Weight (lbs): 6.25

Contents	Description	Qty.
J4022T	Standard Detachable Tip	1
J4056PN	Pivot Pin	3
J4205S	Forcing Screw	1
J4208CA	2-Way/3-Way Crossarm	1
J4209JB	Jaw Block	3
J4209LS	Lock Screw	9
J4210RJ	Reversible Jaw, 4-1/2" Reach	3



The bearing housing of this air conditioning compressor has been removed, exposing to view the crankshaft bearing, a part that frequently requires replacement—often calling for additional compressor disassembly to remove. Further disassembly can be avoided, however, with a pair of jaws strong enough, yet slim enough to slip between the bearing and compressor walls. The 6 ton puller is equipped with No. J4210SJ short jaws, specially shaped for minimum clearance pulling situations like this. Although rated at a maximum of 3 tons, these jaws are best used with a 6 ton puller assembly, as shown. In extremely limited access situations, these jaws can be inserted sideways, individually, then turned back to standard pulling position before hook-up with sliding jaw blocks.

6 TON PROTO-EASE™ 2-WAY STRAIGHT JAW PULLER

Product #: **J4212SJB**

- › Reach: 2" and 4" – Spread: 6"
- › Weight (lbs): 4.87

Contents	Description	Qty.
J4021S	Standard Spring Clip	2
J4022T	Standard Detachable Tip	1
J4026A	Dual Reach Jaw	2
J4027	Narrow Jaw	2
J4205S	Forcing Screw	1
J4206CA	2-Way Crossarm	1
J4029	Steel Storage Box	1



6 TON 2-WAY STRAIGHT JAW PULLER SET

Product #: J4212SJ

- › Reach: 2" and 4" – Spread: 6"
- › Weight (lbs): 3.19

Contents	Description	Qty.
J4021S	Spring Clip	2
J4022T	Standard Detachable Tip	1
J4026A	Dual Reach Jaw	2
J4027	Narrow Jaw	2
J4205S	Forcing Screw	1
J4206CA	2-Way Crossarm	1



6 TON JAW BLOCK ASSEMBLY

Product #: J4211BA

- › Weight (lbs): 1.37

Contents	Description	Qty.
J4056PN	Jaw Pivot Pin	1
J4209JB	Jaw Block	1
J4209LS	Lock Screw	3
J4210RJ	Reversible Jaw, 4-1/2" Reach	1




6 TON PROTO-EASE™ 2-WAY ADJUSTABLE JAW PULLER SET

Product #: J4212MJ

- › Reach: 7-3/4" – Spread: 11"
- › Weight (lbs): 5.12


Contents	Description	Qty.
J4022T	Standard Detachable Tip	1
J4056-6	Reversible Jaw, 6" Reach	2
J4056PN	Pivot Pin	2
J4205S	Forcing Screw	1
J4206CA	2-Way Crossarm	1
J4209JB	Jaw Block	2
J4209LS	Lock Screw	6
J4210RJ	Reversible Jaw, 4-1/2" Reach	2
J4210SJ	Short Jaw	2



10 TON PROTO-EASE™ 3-WAY ADJUSTABLE JAW PULLER**Product #: J4233E**

- › Reach: 5" – Spread: 12".
- › Weight (lbs): 10.68

Contents	Description	Qty.
J4012T	Standard Tip	1
J4056PN	Pivot Pin	3
J4225S	Forcing Screw	1
J4227CA	3-Way Crossarm, 11" Long	1
J4229JB	Jaw Block	3
J4229LS	Lock Screw, 7/16"-14 UNC x 3/4"	9
J4230RJ	Adjustable Reversible Jaw	3
J4019	Steel Storage Box	1

**10 TON PROTO-EASE™ 2-WAY ADJUSTABLE JAW PULLER****Product #: J4232E**

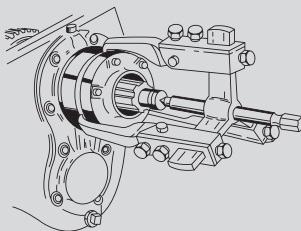
- › Reach: 5" – Spread: 12".
- › Weight (lbs): 7.81

Contents	Description	Qty.
J4012T	Standard Tip	1
J4056PN	Pivot Pin	2
J4225S	Forcing Screw	1
J4226CA	2-Way Crossarm, 11" Long	1
J4229JB	Jaw Block	2
J4229LS	Lock Screw, 7/16"-14 UNC x 3/4"	6
J4230RJ	Adjustable Reversible Jaw	2

**10 TON JAW BLOCK ASSEMBLY****Product #: J4231A**

- › Weight (lbs): 2.00

Contents	Description	Qty.
J4056PN	Jaw Pivot Pin	1
J4209JB	Jaw Block	1
J4209LS	Lock Screw	3
J4210RJ	Reversible Jaw, 4-1/2" Reach	1



Puller is used to remove a truck input shaft's entire bearing retainer assembly. Three heavy-duty adjustable jaws (No. J4230RJ) grip assembly behind the front bearing cap while the 10 ton forcing screw bears down on the input shaft. A step plate adapter, No. J4040-2, is placed between the forcing screw tip and the input shaft to prevent damage to shaft and screw tip.



10 TON 2-WAY STRAIGHT JAW PULLER SET**Product #: J4234**

- › Reach: 2-15/16", 4-11/16" and 7-1/8" (18" with jaws bolted together) – Spread: 10".
- › Weight (lbs): 11.50

Contents	Description	Qty.
J4011S	Spring Clip	2
J4012T	Detachable Tip	1
J4016A	Dual Reach Jaw	2
J4017	Long Narrow Jaw	2
J4018	Cap Screw Jaw	2
J4225S	Forcing Screw	1
J4226CA	2-Way Crossarm, 11" Long	1

**10 TON 2-WAY STRAIGHT JAW PULLER SET****Product #: J4238**

- › Reach: 2-15/16", 4-11/16" and 7-1/8" (18" with jaws bolted together) – Spread: 10".
- › Weight (lbs): 8.37

Contents	Description	Qty.
J4011S	Spring Clip	2
J4012T	Detachable Tip	1
J4016A	Dual Reach Jaw	2
J4018	Cap Screw Jaw	2
J4225S	Forcing Screw	1
J4226CA	2-Way Crossarm, 11" Long	1

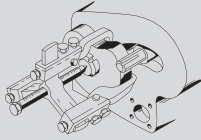
**10 TON 2-WAY STRAIGHT JAW PULLER SET****Product #: J4232**

- › Reach: 4-11/16" and 7-1/8" – Spread: 10".
- › Weight (lbs): 6.75

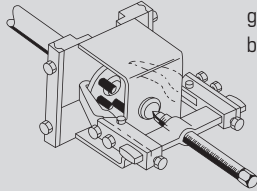
Contents	Description	Qty.
J4011S	Spring Clip	3
J4012T	Detachable Tip	1
J4016A	Dual Reach Jaw	2
J4225S	Forcing Screw	1
J4226CA	2-Way Crossarm, 11" Long	1



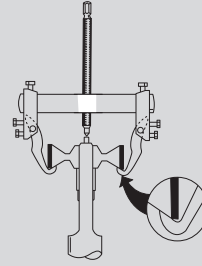
OPERATIONAL FEATURES — 10 TON PROTO-EASE™ PULLERS



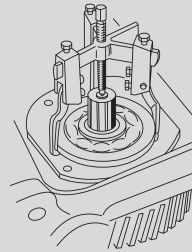
Proto-Ease™ No. J4233E 10 Ton 3-Way Adjustable Jaw Puller. Adapts easily to the job of pulling a cam from a shaft. Jaws are positioned asymmetrically on all three arms to accommodate the cam's irregular shape. Whether straight jaw or adjustable jaw, Proto-Ease™ pullers mean maximum adaptability to any pulling situation.



A J4232E Adjustable Jaw Puller clears a bearing splitter bridge to grip the truck rear axle bearing behind it.



Proto-Ease™ No. J4232E 10 Ton 2-Way Adjustable Jaw Puller, shown at left pulling a gear without actually touching or in any way damaging the case hardened outer face of the gear. The jaws are locked in place and will not contract or squeeze together as pressure is applied. Precision, damage free pulling requires precision jaw positioning. Proto-Ease™ gives you that precision!



An Adjustable Jaw Puller can grip an object larger in diameter than the length of its crossarm. The trick is to reverse the jaw blocks so the lock screws face inboard. Doing this can add as much as 27° more jaw spread for external pulls—30° more for internal pulls, with a corresponding reduction in load capacity. (See note below).


NOTE: Tonnage ratings do not apply when: 1) using jaw blocks with lock screws facing inboard (see above illustration), 2) jaw angle exceeds 7° or 3) lighter adjustable jaws are used in heavier jaw blocks

10 TON PROTO-EASE™ 3-WAY STRAIGHT JAW PULLER

Product #: **J4233SJ**

- › Reach: 4-11/16" and 7-1/8" – Spread: 10".
- › Weight (lbs): 9.00

Contents	Description	Qty.
J4011S	Spring Clip	3
J4012T	Standard Tip	1
J4016A	Dual Reach Jaw	3
J4225S	Forcing Screw	1
J4227CA	3-Way Crossarm, 11" Long	1
J4019	Steel Storage Box	1

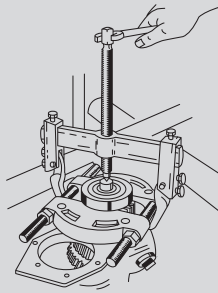
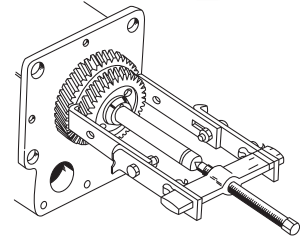


10 TON PROTO-EASE™ 2-WAY STRAIGHT JAW PULLER SET

Product #: **J4234B**

- › Reach: 2-15/16", 4-11/16" and 7-1/8" (18" with jaws bolted together) – Spread: 10".
- › Weight (lbs): 15.37

Contents	Description	Qty.
J4011S	Spring Clip	2
J4012T	Standard Tip	1
J4016A	Dual Reach Jaw	2
J4017	Long Narrow Jaw	2
J4018	Cap Screw Jaw	2
J4225S	Forcing Screw	1
J4226CA	2-Way Crossarm, 11" Long	1
J4019	Steel Storage Box	1



Puller is used with a separator to remove a truck countershaft's rear bearing. Notice separator is positioned so bearing rests on flat side of plates, while gear beneath nests within plate concavity. Note too, how heavy-duty 10 ton adjustable jaws (No. J4230RJ) "cradle" the separator's threaded rods for maximum gripping surface. No. J4229JB jawblocks must be positioned at the ends of the crossarm to produce this "cradling" effect.

10 TON PROTO-EASE™ 2-WAY STRAIGHT JAW PULLER SET

Product #: **J4232SJ**

- › Reach: 4-11/16" and 7-1/8" (12" with jaws bolted together) – Spread: 10".
- › Weight (lbs): 8.68

Contents	Description	Qty.
J4011S	Spring Clip	2
J4012T	Standard Tip	1
J4015	Short Jaw	2
J4016A	Dual Reach Jaw	2
J4225S	Forcing Screw	1
J4226CA	2-Way Crossarm, 11" Long	1



NOTE: Puller removes a gear with two sets of straight jaws, bolted together for extra reach. Set comes with two sets of jaws — Jaw No. J4015 has a 4-11/16" reach and No. J4016A has a 7-1/8" reach. Bolted together they easily clear the 8" long gear shaft.



OPERATIONAL FEATURES — 10 TON PRESS-N-PULL™ PULLERS

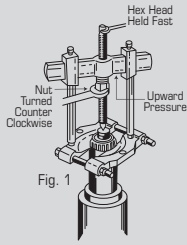


Fig. 1

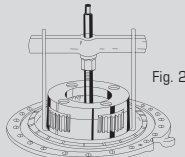


Fig. 2

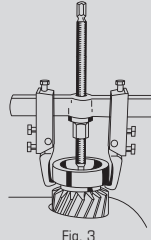
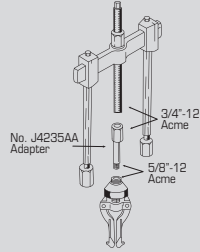


Fig. 3

With Press-N-Pull™ Pullers the forcing screw is not turned, as with a regular puller. Instead, the forcing screw's hex head is held fast, while the forcing nut is turned counterclockwise, forcing the smooth bored crossarm up. With it comes the object being pulled, in this case a bearing, gripped by a separator (Fig. 1). Since Press-N-Pull™ Pullers smooth bored crossarms accept regular jaws, whether straight jaws (Fig. 2) or adjustable jaws (Fig. 3), every Press-N-Pull™ puller can double as a regular puller. It's like having two pullers in one.

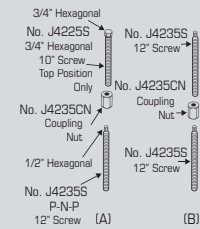


No. J4235AA

Male Acme Thread Screw Adapter Permits Press-N-Pull™ forcing screw hook up with an Acme threaded 6 ton puller—in this case, with a 6 ton No. J4250.

No. J4235UA

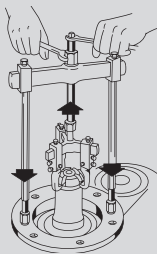
A Second Screw Adapter, has 5/8"-18 UNF male thread for Press-N-Pull™ forcing screw hook up with all three female adapters plus all three male adapters, used to hook up with internally and externally threaded shafts.



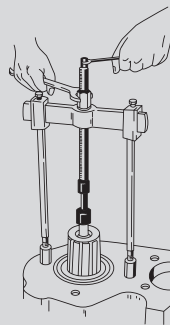
No. J4235CN

Forcing Screw Coupling Nut—has 3/4"-12 Acme thread—same as 10 ton forcing screws. Couples 10 ton 10" forcing screw with Press-N-Pull™ 12" screw (A). Also joins two 10 ton Press-N-Pull™ 12" screws for maximum forcing screw extension (B).

TYPICAL APPLICATIONS — 10 TON PRESS-N-PULL™ PULLERS



Medium duty 6 ton adjustable jaws are used here to pull an output shaft from the rear of a transmission case. Jaws are arranged for an external pull—tips facing in. Press-N-Pull™ 2-way crossarm is unthreaded, so forcing screw rises straight up—without revolving—when nut on top of crossarm is turned down.



This pressed-in transmission output shaft has a threaded end to hook up with, but the Press-N-Pull™ forcing screw requires two adapters to accomplish this. First, a J4235UA male screw adapter is attached to the forcing screw. To this is added a J4240-14F female adapter with internal thread (7/8"-14 UNF) to mate up with the output shaft's threaded end. Since the forcing screw travels straight up—without revolving—there's no danger of accidental unthreading—also no unnecessary rotational resistance during pulling.

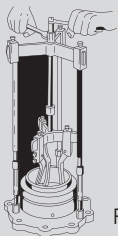


Fig. 1

To remove a cross bearing cup a Proto-Ease™ Press-N-Pull™ 3-way puller is hooked up to a 6 ton 3-way puller with 6" jaws (Fig. 1). Since it's an internal pull, jaws are reversed—tips out. A J4235AA screw adapter joins the forcing screw to the 6 ton crossarm. Three J4240-08F leg adapters connect medium legs to short legs for necessary clearance. Pressure pads protect short leg ends.

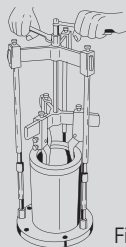
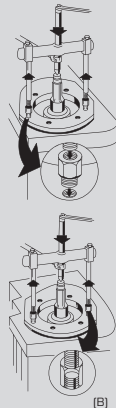


Fig. 2

Heavy-duty 10 ton adjustable jaws are also reversed in Fig. 2 for an internal pull—tips out—to pull the sleeve from an industrial cylinder. Jaws belong to No. J4233E 10 ton 3-way puller—which threads directly onto the Press-N-Pull™ forcing screw. No need for a screw adapter—both are threaded 3/4"-12 Acme.



(B)


Since both of these Press-N-Pull™ 2-way pullers have forcing nuts and washers positioned beneath the crossarm, downward pressure will be exerted on the screw while upward pressure will pull at the legs—which must be screwed into threaded holes or onto threaded studs by means of leg adapters. Puller A is pressing an output shaft forward, legs equipped with male leg adapters. Puller B is pressing a driveshaft out of a gearbox, legs equipped with female leg adapters.

10 TON PRESS-N-PULL™ 3-LEG PULLER SET

Product #: **J4293SP-STK**

- › Reach: 22" – Spread: 11".
- › Weight (lbs): 35.24

Contents	Description	Qty.
J4012T	Standard Tip	1
J4229LS	Lock Screw, 7/16"-14 UNC x 3/4"	3
J4236CA	2-Way Crossarm	1
J4237CA	3-Way Crossarm	1
J4235S	Forcing Screw	1
J4235AA	Adapter, 3/4"-12 Female x 5/8" Male Acme	1
J4235UA	Adapter, 3/4"-12 Female Acme x 5/8" 18 UNF Male	1
J4235CN	Coupling Nut, 3/4"-12 Acme	1
J4236N	Forcing Nut	1
J4236W	Thrust Washer	1
J4239SB	Slideblock	3
J4240SL	Short Leg	3
J4240L	Medium Leg	3
J4240P	Leg Pressure Pad	3
J4240-08F	Adapter, 5/8" x 1/2" Female	3
J4240-08M	Adapter, 5/8" x 1/2" Male	3
J4240-12F	Adapter, 5/8" x 3/4" Female	3
J4240-12M	Adapter, 5/8" x 3/4" Male	3
J4240-14F	Adapter, 5/8" x 7/8" Female	3
J4240-14M	Adapter, 5/8" x 7/8" Male	3
J4332	Bearing Separator, 4-3/8" Capacity	1



10 TON PRESS-N-PULL™ 2-LEG PULLER

Product #: **J4242**

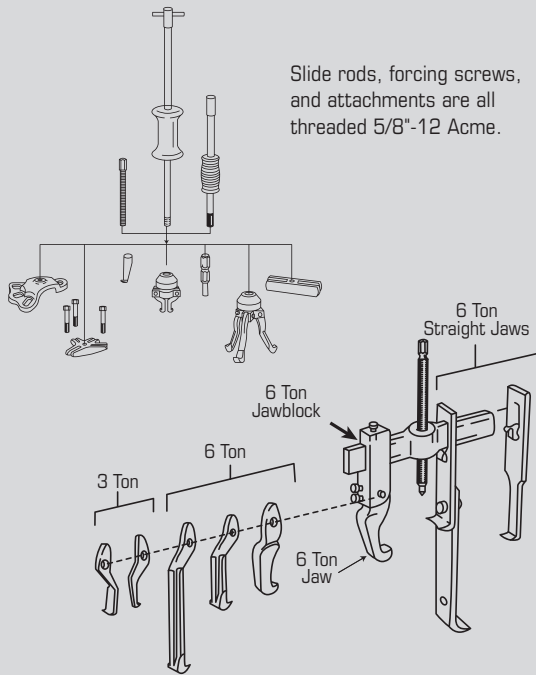
- › Reach: 14" – Spread: 11".
- › Weight (lbs): 9.18

Contents	Description	Qty.
J4012T	Standard Tip	1
J4229LS	Lock Screw, 7/16"-14 UNC x 3/4"	2
J4235S	Forcing Screw	1
J4236CA	2-Way Crossarm	1
J4236N	Forcing Nut	1
J4236W	Thrust Washer	1
J4239SB	Slideblock	2
J4240L	Medium Leg	2
J4240P	Leg Pressure Pad	2



OPERATIONAL FEATURES — 6 TON PROTO-EASE™ SLIDE HAMMER PULLERS

Both long and short slide rods mate up with all 6 ton components. They're all threaded alike.



Slide rods, forcing screws, and attachments are all threaded 5/8"-12 Acme.

ROLLED ACME VS VEE AND BUTTRESS THREADS A smaller flank angle requires less torque.



ROLLED ACME

STANDARD VEE



ROLLED ACME
THREAD

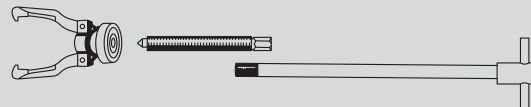
VEE THREAD

BUTTRESS
THREAD

- › Transmits power more efficiently.
- › Lower frictional resistance.
- › Durable.

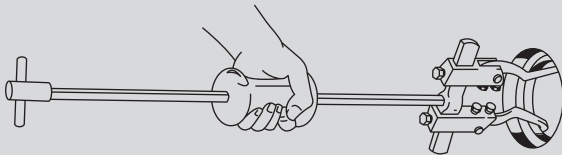
- › High frictional resistance.
- › Easily nicked.

- › Load can be applied in one direction only.
- › Users often insert screw in wrong direction.
- › Easily nicked.

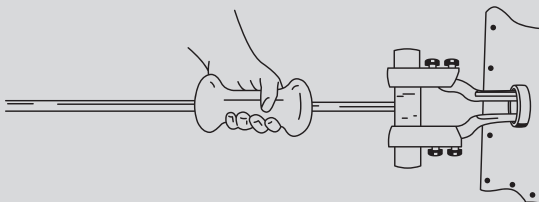


Switching from a forcing screw to a slide hammer used to be a problem. You had to unscrew with forcing screw from BOTH crossblock and adjusting cone and this caused you to lose the set of your jaws. Then you had to "hook-up" all over again. No more! Out comes the screw and in goes the slide rod. You've got a slide hammer puller. The adjusting cone? It stays put...on the crossblock.

TYPICAL APPLICATIONS — 6 TON PROTO-EASE™ SLIDE HAMMER PULLERS



A 6 ton slide rod with 5 lbs. hammer is threaded into a 6 ton 2-way adjustable puller to "shock" a bearing cup out. The jawblocks are reversed for greater jaw spread.



The same puller is used to "shock-out" an oil seal from its housing. Here, both jawblocks are positioned in the conventional pulling position—lock-screws outboard, while the jaws remain reversed, tips out.

10-WAY PROTO-EASE™ ADVANTAGE SLIDE HAMMER PULLER SET

Product #: J5040



- › Slide hammer puller set packaged in a convenient plastic blow-molded carrying/storage case.
- › Weight (lbs): 25.00

Description	Qty.
Hex Jam Nut (5/16"-24)	3
Hex Jam Nut (5/8"-18)	1
Hex Head Cap Screw (5/16"-24)	3
Puller Head	1
Adjusting Cone	1
Forcing Screw	1
2-Way Crossarm	1
Pulling Hook	1
Pulling Adapter-Machine	1
Pilot Bearing Puller Jaw	3
5 lbs. Slide Hammer	1
Puller Arm	1
Medium Puller Jaw	3
Long Puller Jaw	3
Self Tapping Screw	1
Adapter For Adjustable Jaw Wrench	1
Retainer	1
Shank and Tee Bar Assembly	1
Sleeve (5/8"-18)	1
Forcing Screw	1
Front Hub Remover	1
Blow-Molded Case	1



REVERSIBLE JAW SLIDE HAMMER PULLER

Product #: J5049



- › Versatile puller which will accomplish many pulling jobs involving gears, bearings, outer races, grease retainers, oil seals, etc.
- › Either two or three puller jaws may be used to handle "inside" pulling jobs such as bearing cups and outer races, as well as regular "outside" pulling jobs.
- › The 5 lbs. slide hammer can be removed and used independently.
- › Weight (lbs): 11.00
- › Overall Length: 27".



2-Jaw Spread				3-Jaw Spread			
Inside		Outside		Inside		Outside	
Min.	Max.	Min.	Max.	Min.	Max.	Min.	Max.
1-1/4"	3-1/2"	1"	4-1/2"	1-1/2"	4-1/4"	1-1/2"	4-1/2"

6 TON PROTO-EASE™ 2-WAY PILOT BEARING/SMALL BUSHING PULLER

Product #: **J4275**

- › Reach: 2" – Spread: 5/8" to 2-1/2" inside.
- › Weight (lbs): 5.18

Contents	Description	Qty.
J4056-2*	Inside Jaw, 2" Reach	2
J4056PN	Pivot Pin	2
J4250B	2-Jaw Yoke	1
J4250N	Reversible Adjusting Nut	1
J4260H	2-1/2 lbs. Slide Hammer	1
J4275R	Short Slide Rod	1

*Jaw capacity: 3 tons



BEARING SEPARATOR COMBO PACK

Product #: **J5041**

- › This combo pack contains four of the most requested bearing separators plus a pulley pulling attachment.
- › A rugged organizer case is included, enabling you to keep the tools together for instant use.
- › Weight (lbs): 30.50

Description	Qty.
Bearing Separators:	
1/4" Min. - 15/16" Max. Spread	1
1/8" Min. - 2" Max. Spread	1
1/2" Min. - 4-5/8" Max. Spread	1
1/2" Min. - 9" Max. Spread	1
Pulley pulling attachment with a 1-3/4" Min. - 5-7/8" Max. Spread	1
Blow-Molded Case	1




PROTO-EASE™ GEAR AND BEARING SEPARATOR

Product #: **J4330**

- › Capacity: 1-13/16".
- › Weight (lbs): 0.07

Contents	Description	Qty.
J4330N	Hex Nut, 5/16"-24 UNF	2
J4330P	Separator Plate, Size #0	2
J4330R	Cap Screw, 5/16"-24 UNF x 3"	2




PROTO-EASE™ GEAR AND BEARING SEPARATOR

Product #: **J4331**

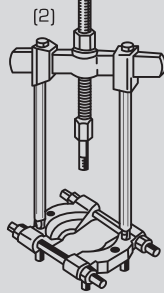
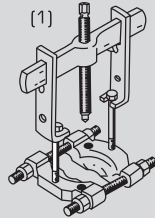
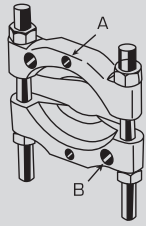
- › Capacity: 2-13/32".
- › Weight (lbs): 1.48

Contents	Description	Qty.
J4331N	Hex Nut, 7/16"-20 UNF	2
J4331P	Separator Plate, Size #1	2
J4331R	Cap Screw, 7/16"-20 UNF x 4-1/2"	2

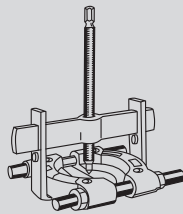
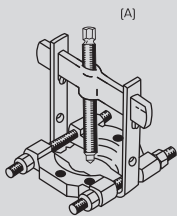


OPERATIONAL FEATURES AND TYPICAL APPLICATIONS

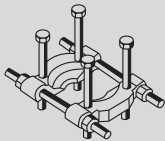
PROTO-EASE™ GEAR AND BEARING SEPARATORS



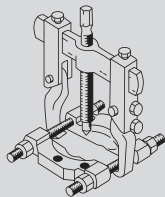
No. J4332 has two sets of drilled holes. One set (A) directly apart, has 1/2"-13 UNC thread, to accept common 1/2" cap screws—easily gripped with No. J4018 cap screw jaws (1). A second set (B), diagonally apart, has 5/8"-18 UNF threaded holes to accept Press-N-Pull™ leg ends (2).



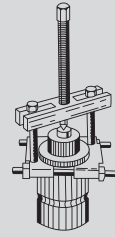
No. J4332 has two sets of drilled holes. One set (A) directly apart, has 1/2"-13 UNC thread, to accept common 1/2" cap screws—easily gripped with No. J4018 cap screw jaws (1). A second set (B), diagonally apart, has 5/8"-18 UNF threaded holes to accept Press-N-Pull™ leg ends (2).



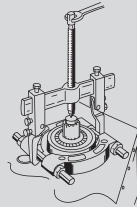
The larger separator, No. J4333 has 4-corner symmetrical jacking holes for 5/8"-18 cap screws. Permits separator action where space does not allow for puller accessories.



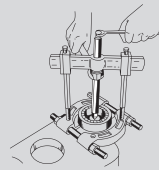
Adjustable jaws also grip separators directly—mid-point on the threaded rods. For positive grip, jaws may be angled, tips inboard, and locked in place, so as to "cradle" the rods.



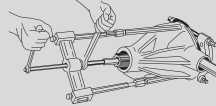
Proto-Ease™ No. J4330 separator with No. J4214 6 ton slotted crossarm puller—used to remove an electric motor commutator. The smallest of separators (size #0) has diagonally positioned threaded holes to accommodate size 5/16"-18 UNC cap screws—(Not included in the J4214 set).



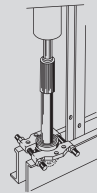
Proto-Ease™ No. J4333 separator with No. J4232E 10 ton adjustable jaw puller—used to remove the rear bearing from an output shaft. Thin, tapered separator edges fit behind bearings when space is too limited for puller jaws.



Proto-Ease™ No. J4333 separator with No. J4242 Press-N-Pull™ Puller—used to remove the rear bearing from an auxiliary countershaft. Separator plate threaded holes, and Press-N-Pull™ leg ends are threaded alike—with 5/8"-18 UNF. Hooks up fast for a positive, safe, non-slip grip.



Proto-Ease™ No. J4333A separator and Press-N-Pull™ 2-way puller with medium and short legs. Used to press the pinion shaft out of a differential housing. Separator's extra long 13" threaded rods permit maximum separator plate spread—sufficient to straddle the differential housing and match the spread of Press-N-Pull™ slide blocks, extended to their maximum width along the crossarm.

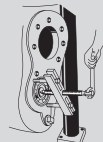


Proto-Ease™ No. J4332 separator mounted on a shop forcing press, beneath a hydraulic press ram. Used to remove the bearing from a rear axle. Ram forces axle down through the separator opening, freeing the bearing. To protect the bearing and the gear beneath it, the separator is placed so the bearing rests on the flat side of the separator plates.



PROTO-EASE™ CAP SCREW PULLERS

Proto-Ease™ No. J4214 6 ton slotted crossarm puller is used at top left to pull a gear from a crankshaft. Since both 3/8"-16x3" cap screws are threaded directly into the gear being pulled, the gear will pull off when the forcing screw's pressure is applied to the shaft. At bottom left, the same puller's cap screws are anchored on either side of an object being pushed out—in this case, a countershaft, pressed towards the rear, until it frees the front bearing.




PROTO-EASE™ GEAR AND BEARING SEPARATOR

Product #: **J4332**

- › Capacity: 4-3/8".
- › Weight (lbs): 5.57

Contents	Description	Qty.
J4332N	Hex Nut, 5/8"-18 UNF	4
J4332P	Separator Plate, Size #2	2
J4332R	Threaded Rod, 5/8"-18 UNF	2




PROTO-EASE™ GEAR AND BEARING SEPARATOR

Product #: **J4333**

- › Capacity: 6".
- › Weight (lbs): 11.75

Contents	Description	Qty.
J4333N	Hex Nut, 3/4"-16 UNF	4
J4333P	Separator Plate, Size #3	2
J4333R	Threaded Rod, 3/4"-16 UNF x 10"	2




PROTO-EASE™ GEAR AND BEARING SEPARATOR

Product #: **J4333A**

- › Capacity: 6".
- › Weight (lbs): 12.50

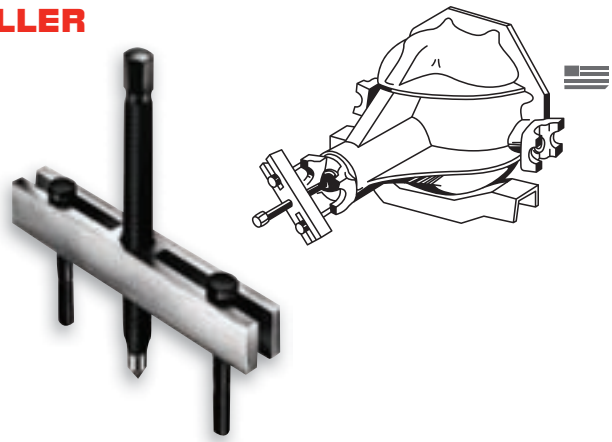
Contents	Description	Qty.
J4333N	Hex Nut, 3/4"-16 UNF	4
J4333P	Separator Plate, Size #3	2
J4333AR	Threaded Rod, 3/4"-16 UNF x 13"	2



6 TON 2-WAY THREADED PART PULLER

Product #: **J4214**

- › Slotted crossarm puller used to remove a universal joint flange.
- › Span 1-1/4" to 6-1/4" — Bolt Size: 3/8"-16 UNC x 3".
- › Weight (lbs): 1.93



Contents	Description	Qty.
J4022TS	Small Detachable Tip	1
J4022T	Standard Detachable Tip	1
J4205S	Forcing Screw	1
J4206SC	Slotted Crossarm 2-Way	1
J4028	Cap Screw, 3/8"-16 UNC x 3"	2

11 PIECE STEP PLATE ADAPTER SET

Product #: **J4040**

- › Includes Nos. J4040-1 thru J4040-11.
- › Overall diameter 1" to 2-7/8".
- › For bore diameter 3/4" to 2".
- › Lower Step 3/4" to 2-3/8".
- › Weight (lbs): 3.00



PULLER STEP PLATE ADAPTERS

- › Provides forcing screw base for hollow shaft applications 3/4" to 2-3/8" bore.
- › Protects bearings that are being pressed in shafts that are not center drilled.

Product #	Small Diameter (in)	Large Diameter (in)
J4040-1	3/4	1
J4040-2	7/8	1-1/8
J4040-3	1	1-1/4
J4040-4	1-1/8	1-3/8
J4040-5	1-1/4	1-5/8
J4040-6	1-3/8	1-3/4
J4040-7	1-1/2	1-7/8
J4040-8	1-5/8	2
J4040-9	1-3/4	2-1/8
J4040-10	1-7/8	2-3/8
J4040-11	2	2-1/2
J4040-12	2-1/8	2-5/8
J4040-13	2-1/4	2-3/4
J4040-14	2-3/8	2-7/8



2 JAW GEAR PULLER, 4"

› Weight (lbs): 1.00



Product #	Maximum Spread (in)	Maximum Reach (in)	Forcing Screw Length (in)	Thread	Rating
J4033	4	3-1/2	4-3/4	3/8"-24	2 Ton

3 JAW GEAR PULLER, 4"

› Weight (lbs): 1.43



Product #	Maximum Spread (in)	Maximum Reach (in)	Forcing Screw Length (in)	Thread	Rating
J4034	4	3-1/2	4-3/4	3/8"-24	2 Ton

2 JAW GEAR PULLER, 7"

› Weight (lbs): 2.19



Product #	Maximum Spread (in)	Maximum Reach (in)	Forcing Screw Length (in)	Thread	Rating
J4035	7	5-1/2	7	9/16"-20	5 Ton

3 JAW GEAR PULLER, 8"

› Weight (lbs): 3.00



Product #	Maximum Spread (in)	Maximum Reach (in)	Forcing Screw Length (in)	Thread	Rating
J4036	8	3-1/2	7	9/16"-20	5 Ton

2 JAW GEAR PULLER, 10"

- › Weight (lbs): 4.75



Product #	Maximum Spread (in)	Maximum Reach (in)	Forcing Screw Length (in)	Thread	Rating
J4037	10	9	9	11/16"-18	7 Ton

**3 JAW GEAR PULLER, 11"**

- › Weight (lbs): 6.38



Product #	Maximum Spread (in)	Maximum Reach (in)	Forcing Screw Length (in)	Thread	Rating
J4038	11	9	9	11/16"-18	7 Ton

**BATTERY CABLE AND SMALL BEARING PULLER**

- › Uses toggle-type action to grip onto all standard post battery terminals.
- › Pulls small bearings and gears with 1" reach and spread.



Product #	Weight (lbs)
J4041	0.65

**3 JAW GEAR PULLER, 7" - REVERSIBLE**

- › Weight (lbs): 2.97



Product #	Maximum Spread (in)	Maximum Reach (in)	Forcing Screw Length (in)	Thread	Rating
J4046	7	5-1/2	7	9/16"-20	5 Ton



3 JAW GEAR PULLER, 10" - REVERSIBLE

- › Weight (lbs): 5.93




Product #	Maximum Spread (in)	Maximum Reach (in)	Forcing Screw Length (in)	Thread	Rating
J4047	10	5-1/2	9	11/16"-18	7 Ton

PULLEY PULLER

- › For removing single and two-groove pulleys from alternators and power steering pumps.
- › Two position yoke permits pulling bearings on both standard and heavy-duty alternators.

Product #	Weight (lbs)
J4053	2.10



CLOSE QUARTERS PILOT BEARING PULLER

- › Designed to pull flywheel pilot bearings with inside diameters 1/2" to 1-1/2".
- › Removes bearings and bushings from starters, generators, magnetos and small electric motors.

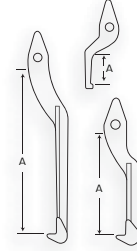
Product #	Weight (lbs)
J4059	2.30



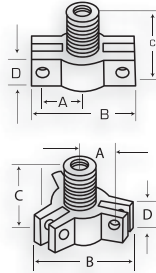
JAWS

Product #	Description	Reach (in) (A)
J4056-2*	Inside Jaw, 2" Reach	1-11/16
J4056-4	Reversible Jaw, 4" Reach	3-3/4
J4056-6	Reversible Jaw, 6" Reach	6-1/16

* 3 Ton



YOKE



Product #	Description	Length (in) (A)	Height (in) (C)	Height (in) (D)	Internal Thread	External Thread
J4250B	2-Jaw Yoke	11/32	2	3/4	5/8"-12 Acme	7/8"-14 UNF
J4255B	3-Jaw Yoke	11/32	2	3/4	5/8"-12 Acme	7/8"-14 UNF

CAP SCREW

► Weight (lbs): 2.19

Product #	Description	Thread	Overall Length (in)
J4205E	Cap Screw	3/8"-16 UNC x 4"	4
J4028	Cap Screw	3/8"-16 UNC x 3"	3
J4005C	Cap Screw	3/8"-24 UNF x 3"	3




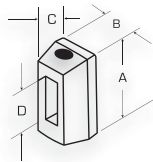
PIVOT PIN - PULLER REPLACEMENT PART

Product #	Description	Pin Diameter (in)	Overall Length (in)
J4056PN	Jaw Pivot Pin	5/16	1-11/32

NOTE: J4056PN is also a 10 ton part.



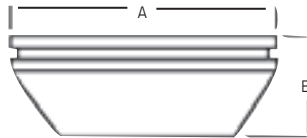
SLIDEBLOCK



Product #	Description	Length (in) (A)	Width (in) (B)	Depth (in) (C)	Internal Height (in) (D)
J4239SB	Slideblock	2-25/32	1-19/64	1-7/32	1-21/32



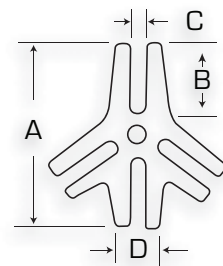
REVERSIBLE ADJUSTING NUT



Product #	Description	Overall Diameter (in) (A)	Height (in) (B)	Thread
J4250N	Reversible Adjusting Nut	2-1/2	1-3/32	7/8"-14 UNF



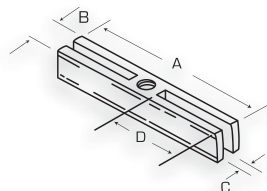
SLOTTED CROSSARM (2-WAY & 3-WAY)



Product #	Description	Length (in) (A)	Finger Length (in) (B)	Finger Internal Width (in) (C)	Finger External Width (in) (D)
J4205B	Slotted Crossarm (2-Way/3-Way)	5"	1-7/8"	25/64"	1-1/16"



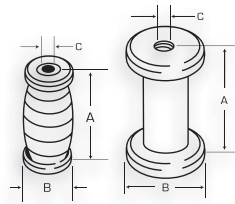
SLOTTED CROSSARM THREADED 5/8" - 12 ACME



Product #	Description	Length (in) (A)	Width (in) (B)	Slot Width (in) (C)	Slot Depth (in) (D)
J4206SC	Slotted Crossarm Threaded 5/8"-12 Acme	6-3/4	1 Sq.	3/8	2-25/32



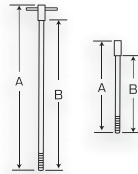
SLIDE HAMMER



Product #	Description	Height (in) (A)	Outside Diameter (in) (B)	Hole Diameter (in) (C)
J4260H	2-1/2 lbs. Slide Hammer	4	2	5/8
J4055H	5 lbs. Slide Hammer	5-5/16	3-1/4	5/8



T-HANDLE SLIDE RODS




Product #	Description	Length (in) (A)	Thread Length (in) (B)	Shaft Diameter (in)	Thread
J4260R	Slide Rod	24	22	9/16	5/8"-12 Acme
J4275R	Short Slide Rod	12-3/4	10-3/4	9/16	5/8"-12 Acme



FORCING SCREW

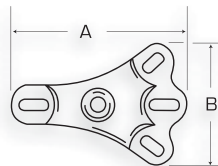
► Used with No. J4280S.



Product #	Description	Length (in) (A)	Thread Length (in) (B)	Hex (in)	Thread	Tip
J4205S	Forcing Screw	6-1/4	5-5/8	9/16	5/8"-12	Drilled for Replacement Tips J4022T, J4022TS, J4222T.
J4225S	Forcing Screw	10-1/4	9-1/4	3/4	3/4"-12	J4012T
J4235S	Forcing Screw	12	11-1/16	1/2	3/4"-12	J4012T



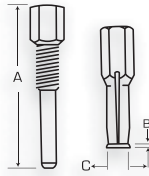
REAR AXLE FLANGE FOOT



Product #	Description	Length (in) (A)	Width (in) (B)	Shaft Diameter (in)	Thread
J4277B	Rear Axle Flange Foot	6-3/4	4-5/8	5/8	5/8"-12



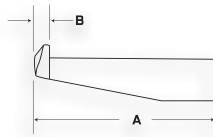
BLIND BEARING PULLER



Product #	Description	Length (in) (A)	Flange Size (in) (B)	Closed (in) (C)	Open (in) (C)
J4280B	Taper	3-1/8	—	—	—
	Collet	—	3/32	9/16" for 9/16" I.D.	49/64" for 11/16" I.D.



INSIDE HOOK JAW




Product #	Description	Length (in) (A)	Tip Thickness (in) (B)	Internal Thread	Use With
J4256S	Inside Hook Jaw	2-7/8	3/32	5/8"-12 Acme	5/8" Hole (Min.)

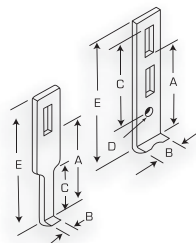


SPRING CLIP

Product #	Description	Acme Thread
J4021S	Spring Clip	J4026A, J4027
J4011S	Spring Clip	J4015, J4017, J4018



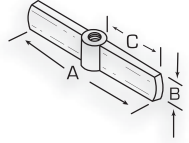
JAWS



Product #	Description	Reach (in) (A)	Width (in) (B)	Jaw Length (in) (C)	Diameter (in) (D)	Length (in) (E)
J4026A	Dual Reach Jaw	4 and 2	1-1/4	4	25/64	6
J4027	Long Narrow Jaw	4	1/2	2-1/16	—	6

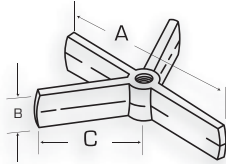


2-WAY CROSSARM THREADED 5/8" - 12 ACME



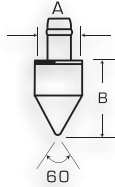
Product #	Description	Length (in) (A)	Height (in) (B)	Radius (in) (C)	Rating
J4206CA	2-Way Crossarm Threaded 5/8"—12 Acme	7	1-15/64	3-1/2	6 Ton
J4226CA	2-Way Crossarm Threaded 3/4"—12 Acme	11	1-5/8	5-1/2	10 Ton

2-WAY/3-WAY CROSSARM THREADED 5/8" - 12 ACME



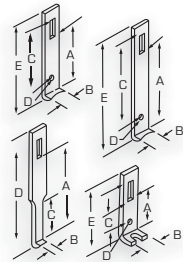
Product #	Description	Length (in) (A)	Height (in) (B)	Leg Length (in) (C)
J4208CA	2-Way/3-Way Crossarm Threaded 5/8"—12 Acme	7	1-15/64	3-1/2

STANDARD TIP



Product #	Description	Taper	Shaft (in) (A)	Length (in) (B)	Use With Screws
J4012T	Standard Tip	60°	5/8	29/32	J4225S and J4235S

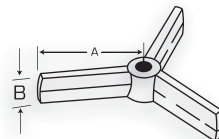
JAWS



Product #	Description	Reach (in) (A)	Width (in) (B)	Length (in) (C)	Diameter (in) (D)	Overall Length (in) (E)
J4015	Short Jaw	4-11/16	1-1/2	5-1/8	25/64	7-9/16
J4016A	Dual Reach Jaw	7-1/8 and 4-11/16	1-1/2	7-3/8	25/64	10
J4017	Long Narrow Jaw	7-3/16	7/8	3-3/4	—	10
J4018	Cap Screw Jaw	2-15/16	1-1/2	3-9/16	25/64	5-7/8

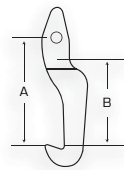
3-WAY CROSSARM THREADED 3/4" - 12 ACME

Product #	Description	Radius (in) (A)	Height (in) (B)
J4227CA	3-Way Crossarm Threaded 3/4" - 12 Acme	5-1/2	1-5/8

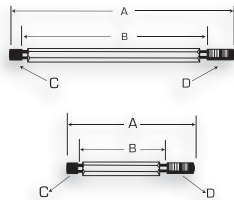


ADJUSTABLE REVERSIBLE JAW

Product #	Description	Length (in) (A)	Reach (in) (B)
J4230RJ	Adjustable Reversible Jaw	3-5/8	2-3/4



LEGS



Product #	Description	Length (in) (A)	Shaft Length (in) (B)	Thread (C)	Thread (D)
J4240L	Medium Leg	14-3/16	12-19/64	1/2"-20 UNF	5/8"-18 UNF



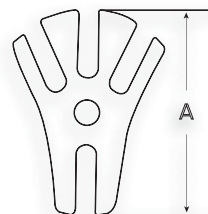
SEPARATOR THREADED RODS

Product #	Length (in) (A)	Thread	For Separator
J4332R	8-1/2	5/8"-18 UNF	J4332
J4333R	10	3/4"-16 UNF	J4333



CROSSARM

Product #	Description	Length (in) (A)	Use with Rod Size
J4001B	Crossarm	6-5/8	1" - 8 TPI



FORCING SCREW

Product #	Description	Hex Head (in)	Thread	Overall Length (in)	Detachable Tip
J4012	Forcing Screw	3/4	3/4"-10	11-13/16	J4012T



NOTE: ALL PROTO-EASE™ forcing screws are coated at the factory with the latest aerospace dry film lubricant designed to increase screw life, reduce wear and torque required for screw turning. It is recommended that a few drops of medium grade oil (SAE 30 or equivalent) be added to screw threads prior to every use. Screw threads must be kept clean at all times.